



STATISTICAL DATA of WORSHIP CENTRES in LAGOS STATE

SEPTEMBER, 2022

SECTION 1



DIVISIONAL STATISTICS (INCLUDING DISTRICTS)





WORSHIP CENTRES BUILDINGS STATISTICS FOR IKEJA DIVISION

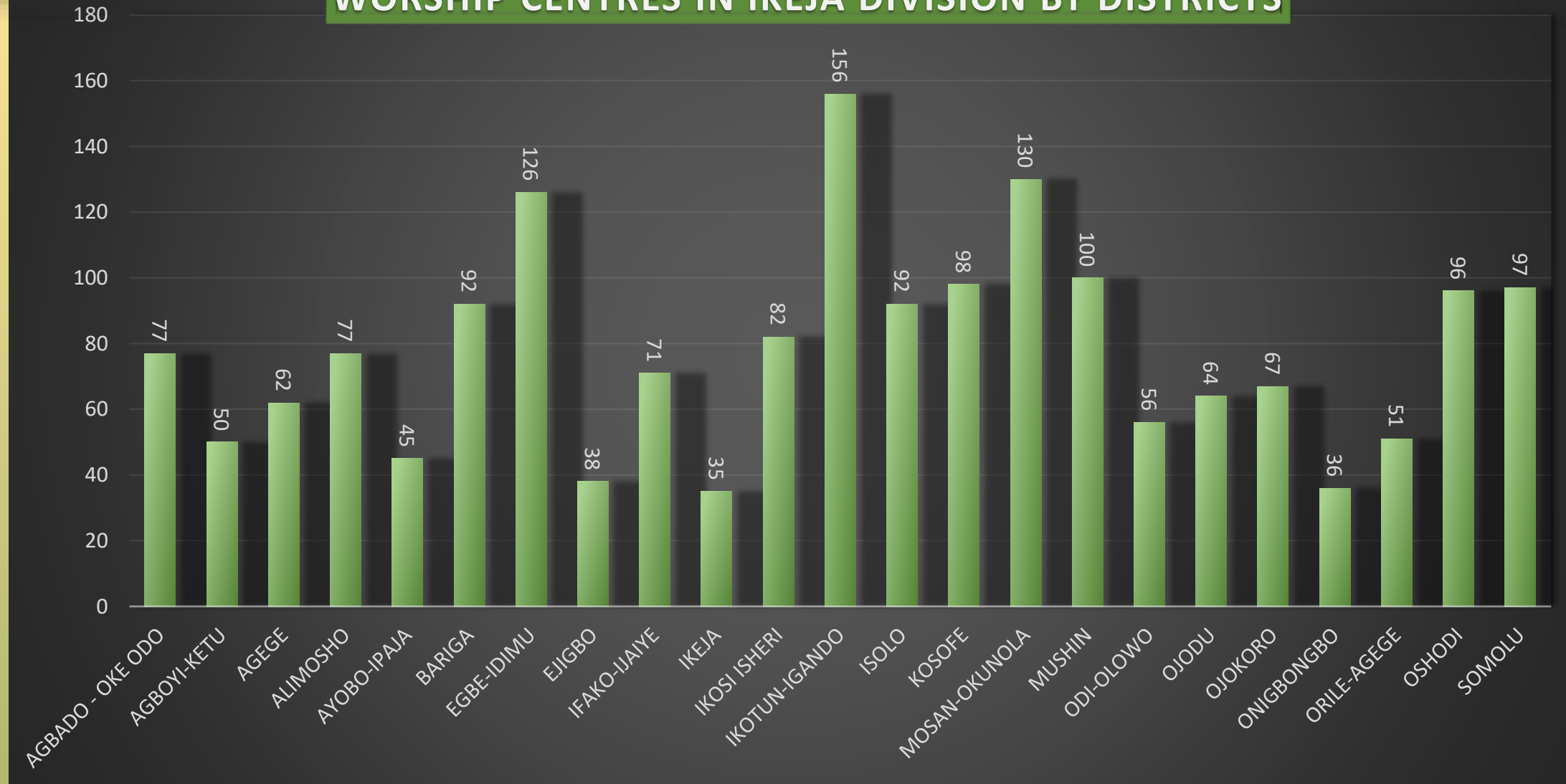


DIVISION : IKEJA (23 DISTRICTS)

	AGBADO - OKE ODO	AGBOYL-KETU	AGEGE	ALIMOSHO	AYOBO-IPAJA	BARIGA	EGBE-IDIMU	EJIGBO	IFAKO-IJAIYE	IKEJA	IKOSI ISHERI	IKOTUN-IGANDO	ISOLO	KOSOFE	MOSAN-OKUN ^o LA	MUSHIN	ODI-OLOWO	OJODU	OJOKORO	ONIGBONGBO	ORILE-AGEGE	OSHODI	SOMOLU
1. Total No of Worship Centres	77	50	62	77	45	92	126	38	71	35	82	156	92	98	130	100	56	64	67	36	51	96	97
2. Total No of Approved.	0	0	1	5	0	6	3	2	2	0	0	0	0	2	1	4	15	5	2	0	1	15	31
3. Total No of Unapproved .	0	0	0	0	0	9	123	36	0	0	0	0	0	50	129	0	0	0	22	0	0	4	30
4. Total No of yet to be Ascertained.	77	50	61	72	45	77	0	0	69	35	82	156	92	46	0	96	41	59	43	36	50	77	36
5. Total No of Purposefully Built .	77	47	51	72	45	82	116	38	69	35	80	88	68	48	129	88	41	44	59	35	45	68	58
6. Total No of Converted.	0	3	11	5	0	10	10	0	2	0	2	68	24	50	1	12	15	20	8	1	6	28	39
7. Total No of Non-distressed .	77	49	62	77	45	88	124	38	71	35	82	156	90	94	130	99	54	62	67	36	51	92	89
8. Total No of Distressed.	0	1	0	0	0	4	2	0	0	0	0	0	2	4	0	1	2	2	0	0	0	4	8



WORSHIP CENTRES IN IKEJA DIVISION BY DISTRICTS





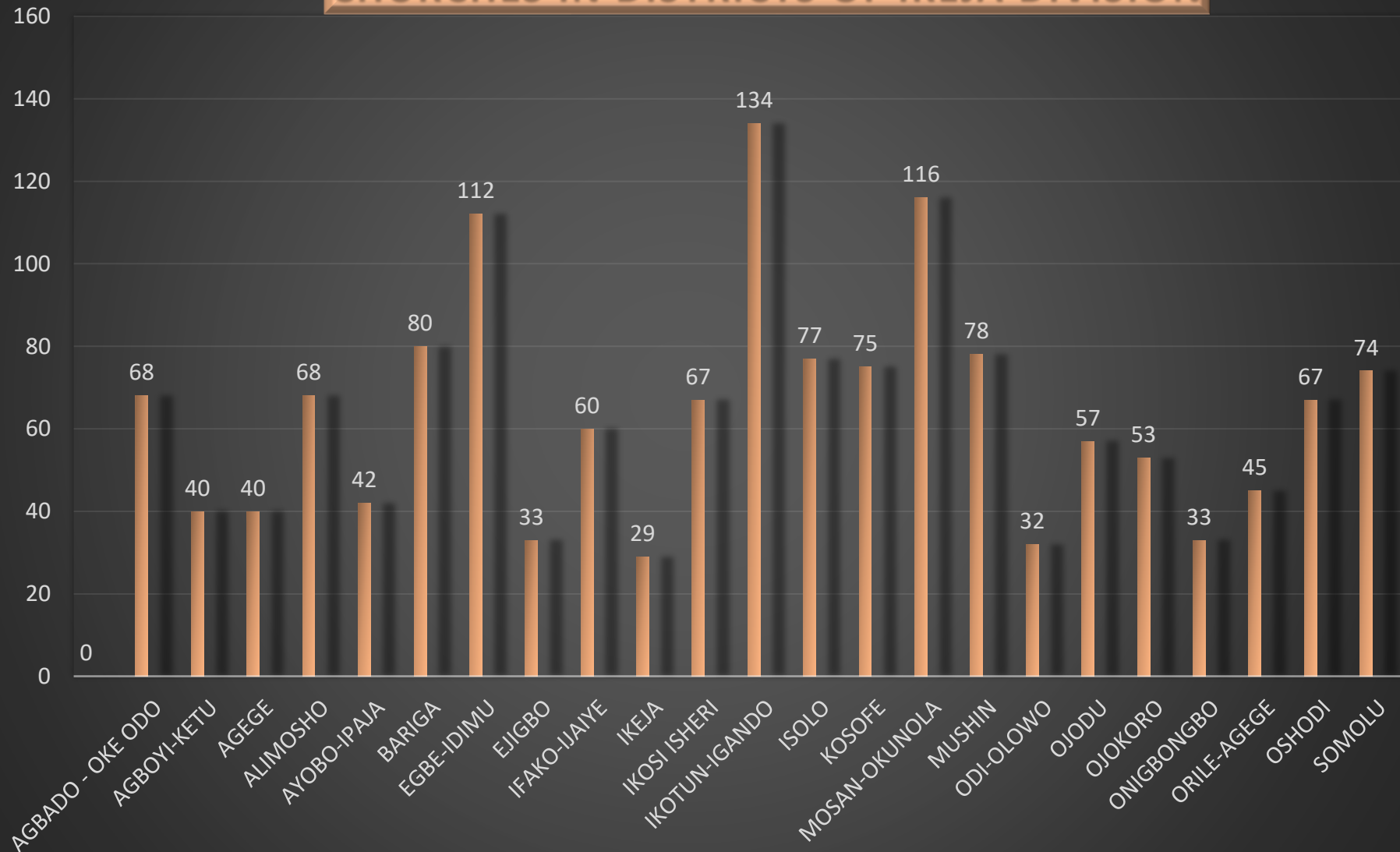
CHURCHES BUILDINGS STATISTICS FOR IKEJA DIVISION



	AGBADO - OKE ODO	AGBOYE-KETU	AGEGE	ALIMOSHO	AYOBO-IPAJA	BARIGA	EGBE-IDIMU	EJIGBO	IFAKO-IJAIYE	IKEJA	IKOLISHERI	IKOTUN- IGANDO	ISOLO	KOSOFE	MOSAN-OKUN ^g LA	MUSHIN	ODI-OLOWO	OJODU	OJOKORO	ONIGBONGBO	ORILE-AGEGE	OSHODI	SOMOLU
1. Total No of Churches	68	40	40	68	42	80	112	33	60	29	67	134	77	75	116	78	32	57	53	33	45	67	74
2. Total No of Approved	0	0	0	5	0	5	3	2	2	0	0	0	0	2	1	4	10	5	2	0	1	15	23
3. Total No Of Unapproved.	0	0	0	0	0	9	109	31	0	0	0	0	0	42	115	0	0	0	8	0	0	3	25
4. Total Yet To Be Ascertained Approval Status	68	40	40	63	42	66	0	0	58	29	67	134	77	31	0	74	22	52	43	33	44	49	26
5. Total No Purposefully Built.	68	38	29	63	42	71	108	33	58	29	65	75	56	33	115	75	29	37	49	32	39	43	43
6. Total No Converted.	0	2	11	5	0	9	4	0	2	0	2	59	21	42	1	3	3	20	4	1	6	24	31
7. Total No of Distressed.	0	1	0	0	0	3	2	0	0	0	0	0	2	2	0	0	0	2	0	0	0	3	6
8. Total No of non-distressed.	68	39	40	68	42	77	110	33	60	29	67	134	75	73	116	78	32	55	53	33	45	64	68



CHURCHES IN DISTRICTS OF IKEJA DIVISION





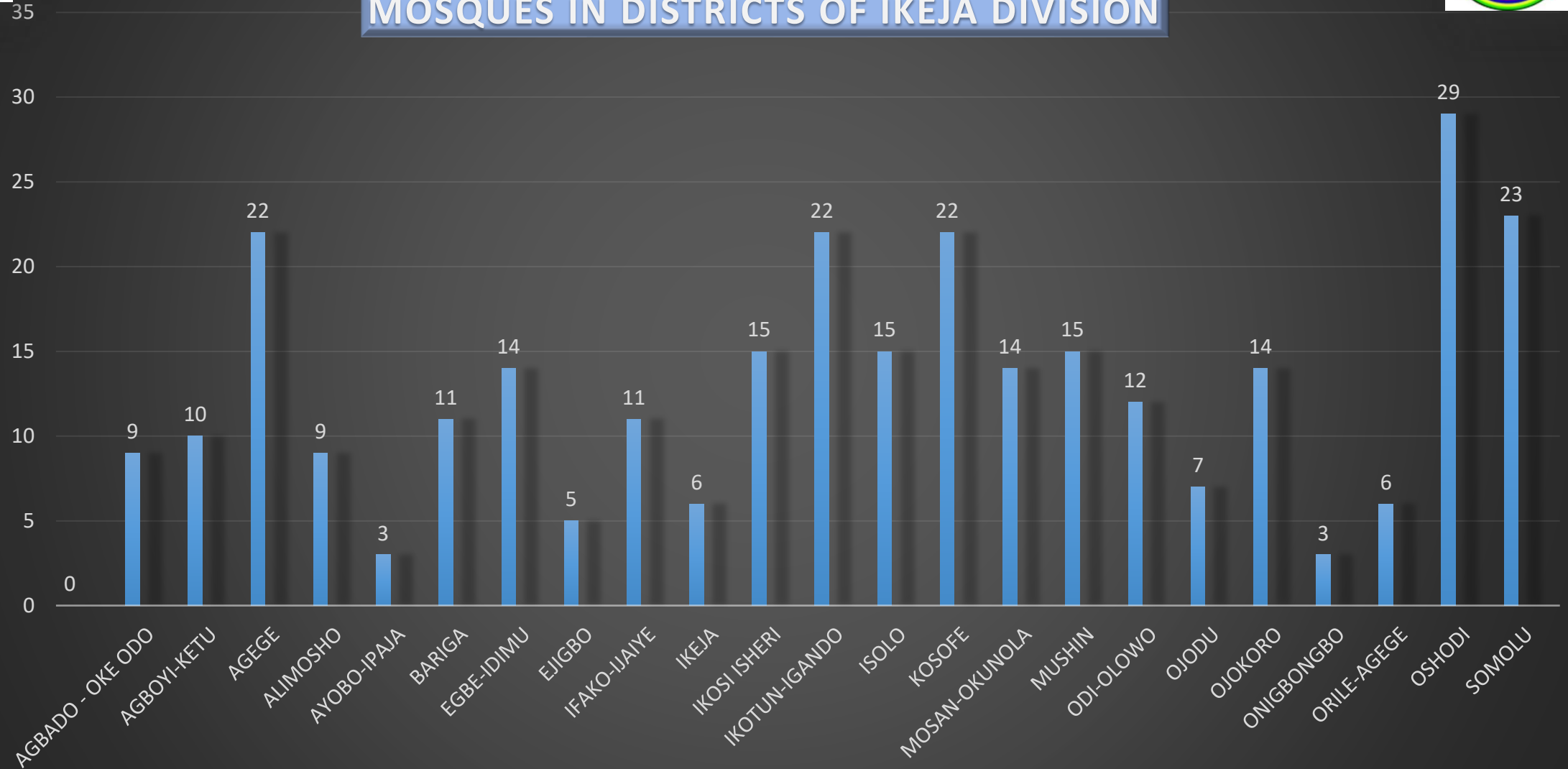
MOSQUES BUILDINGS STATISTICS FOR IKEJA DIVISION



	AGBADO - OKE ODO	AGBOYI-KETU	AGEGE	ALIMOSHO	AYOBO-IPAJA	BARIGA	EGBE-IDIMU	EJIGBO	IFAKO-IJAIYE	IKEJA	IKOSI ISHERI	IKOTUN-	IGANDO	ISOLO	KOSOFE	MOSAN-OKUNᵒ LA	MUSHIN	ODI-OLOWO	OJODU	OJOKORO	ONIGBONGBO	ORILE-AGEGE	OSHODI	SOMOLU
1. Total No of Mosques	9	10	22	9	3	11	14	5	11	6	15	22	15	22	14	15	12	7	14	3	6	29	23	
2. Total No Approved	0	0	1	0	0	1	0	0	0	0	0	0	0	0	0	0	5	0	0	0	0	0	8	
3. Total No Unapproved	0	0	0	0	0	0	14	5	0	0	0	0	0	8	14	0	0	0	14	0	0	1	5	
4. Total No Yet To Be Ascertained Approval Status	9	10	21	9	3	10	0	0	11	6	15	22	15	14	0	15	7	7	0	3	6	28	10	
5. Total No Purposefully Built	9	9	22	9	3	10	8	5	11	6	15	13	12	14	14	12	10	7	10	3	6	25	15	
6. Total No Converted	0	1	0	0	0	1	6	0	0	0	0	9	3	8	0	3	2	0	4	0	0	4	8	
7. Total No Distressed	0	0	0	0	0	0	0	0	0	0	0	0	0	2	0	1	2	0	0	0	0	1	2	
8. Total No Of NoN-distressed	9	10	22	9	3	11	14	5	11	6	15	22	15	20	14	14	10	7	14	3	6	28	21	

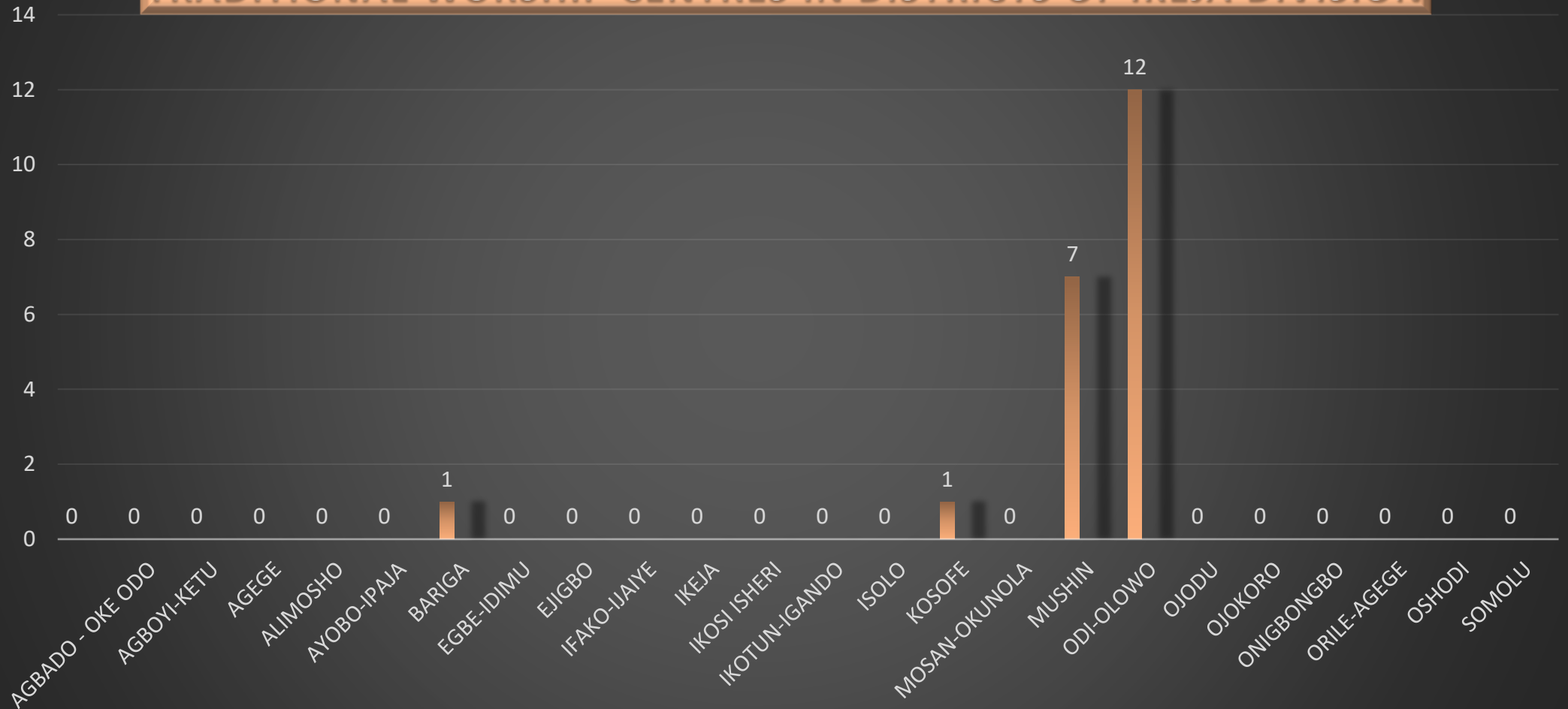


MOSQUES IN DISTRICTS OF IKEJA DIVISION



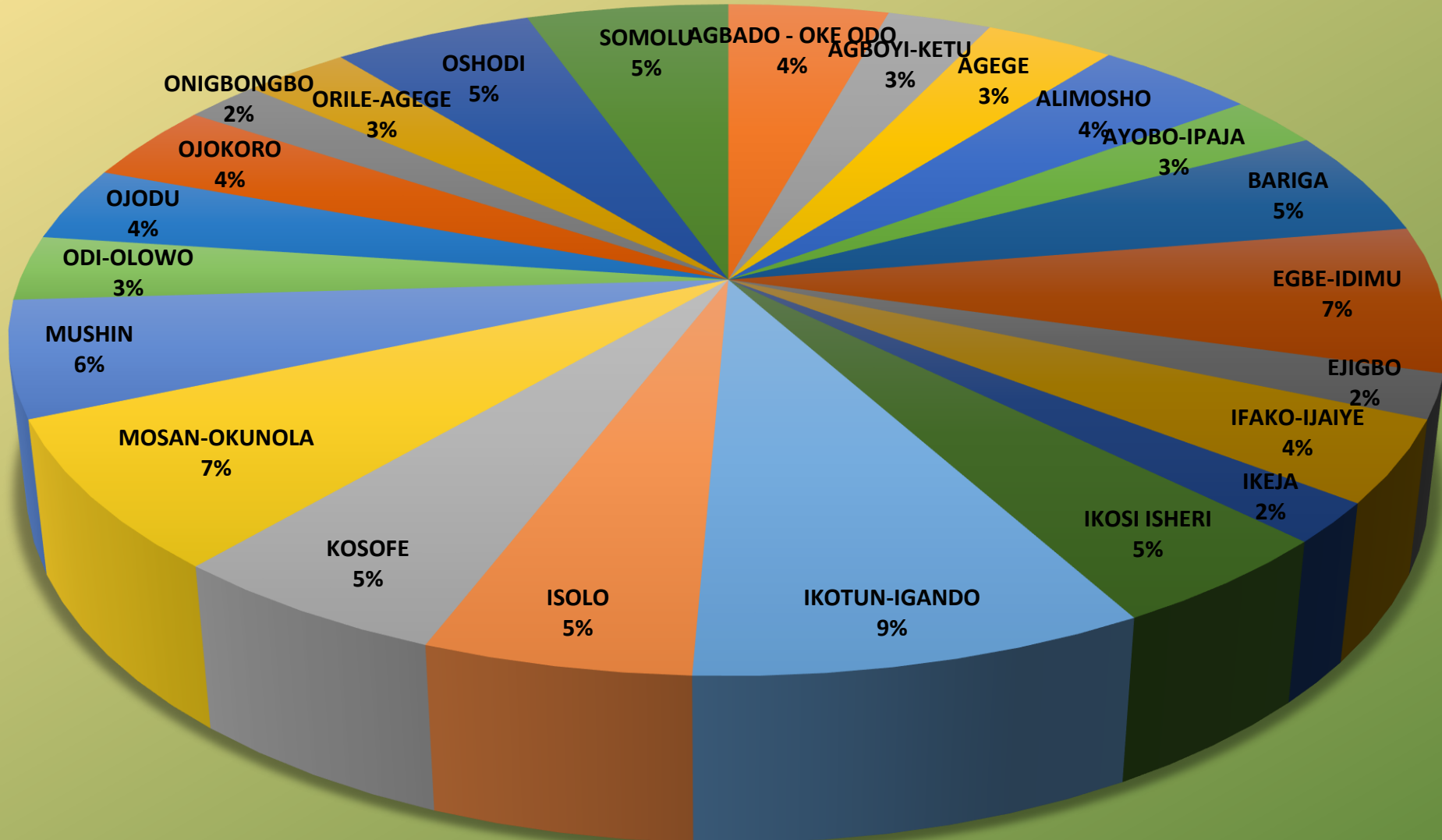


TRADITIONAL WORSHIP CENTRES IN DISTRICTS OF IKEJA DIVISION





PIE CHART SHOWING WORSHIP CENTRES IN IKEJA DIVISION BY DISTRICTS





WORSHIP CENTRES BUILDINGS STATISTICS FOR BADAGRY DIVISION

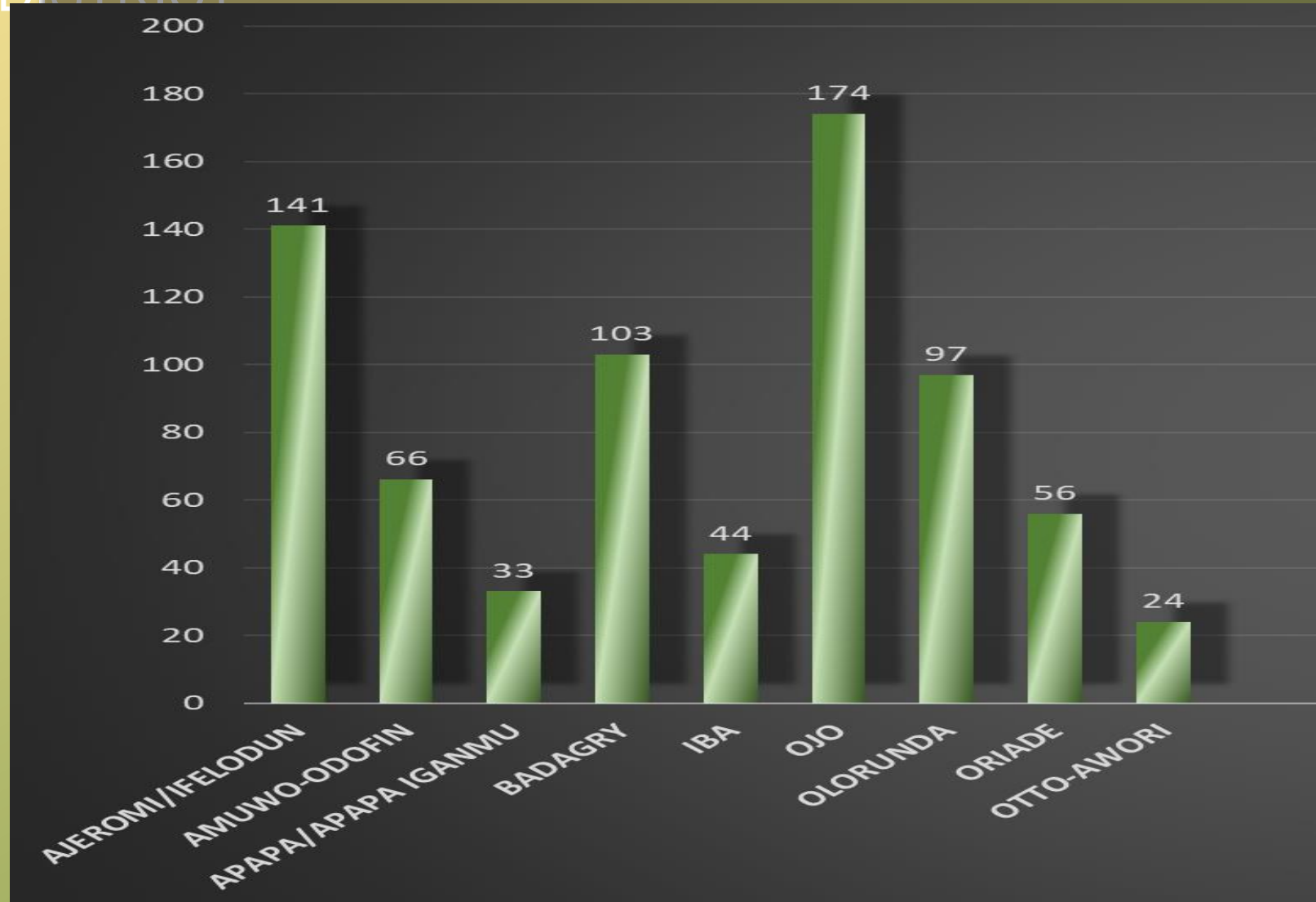


DIVISION : BADAGRY (9 DISTRICTS)

	AJEROMI /IFELODUN	AMUWO- ODOFIN	APAPA/APAPA IGANMU	BADAGRY	IBA	OJO	OLORUNDA	ORIADE	OTTO-AWORI
1. Total No Of Worship Centres	141	66	33	103	44	174	97	56	24
2. Total No Approved	0	2	16	2	0	9	2	1	0
3. Total No Unapproved	0	0	0	0	44	148	14	0	19
4. Total No yet to be Ascertained	141	64	17	101	0	17	81	55	5
5. Total No Purposefully Built	136	64	33	103	43	70	97	47	24
6. Total No Converted	5	2	0	0	1	104	0	9	0
7. Total No Non –distressed	134	66	32	103	44	138	95	56	24
8. Total No Of Distressed	7	0	1	0	0	36	2	0	0



WORSHIP CENTRES IN BADAGRY DIVISION BY DISTRICT

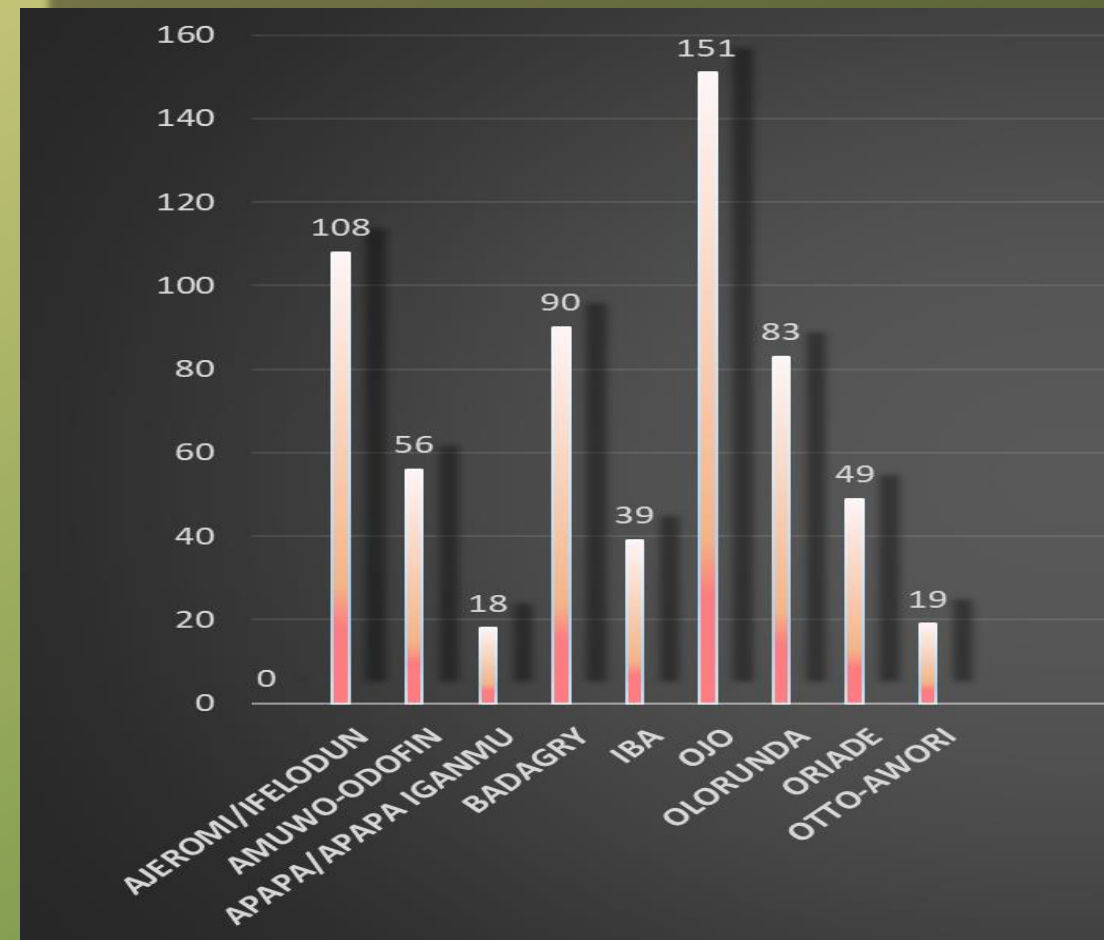




CHURCHES BUILDINGS STATISTICS FOR BADAGRY DIVISION



	AJEROMI/ IFELODUN	AMUWO- ODOFIN	APAPA/APAPA IGANMU	BADAGRY	IBA	OJO	OLORUNDA	ORIADE	OTTO-AWORI
1. Total No Of Churches	108	56	18	90	39	151	83	49	19
2. Total No Approved	0	2	11	2	0	6	2	1	0
3. Total No Unapproved	0	0	0	0	39	128	0	0	19
4. Total No Yet To Be Ascertained Approval Status	108	54	7	88	0	17	81	48	0
5. Total No Purposefully Built	106	54	18	90	38	63	83	41	19
6. Total No Converted	2	2	0	0	1	88	0	8	0
7. Total No Of Distressed	4	0	0	0	0	34	2	0	0
8. Total No Of NoN Distressed	104	56	18	90	39	117	81	49	19

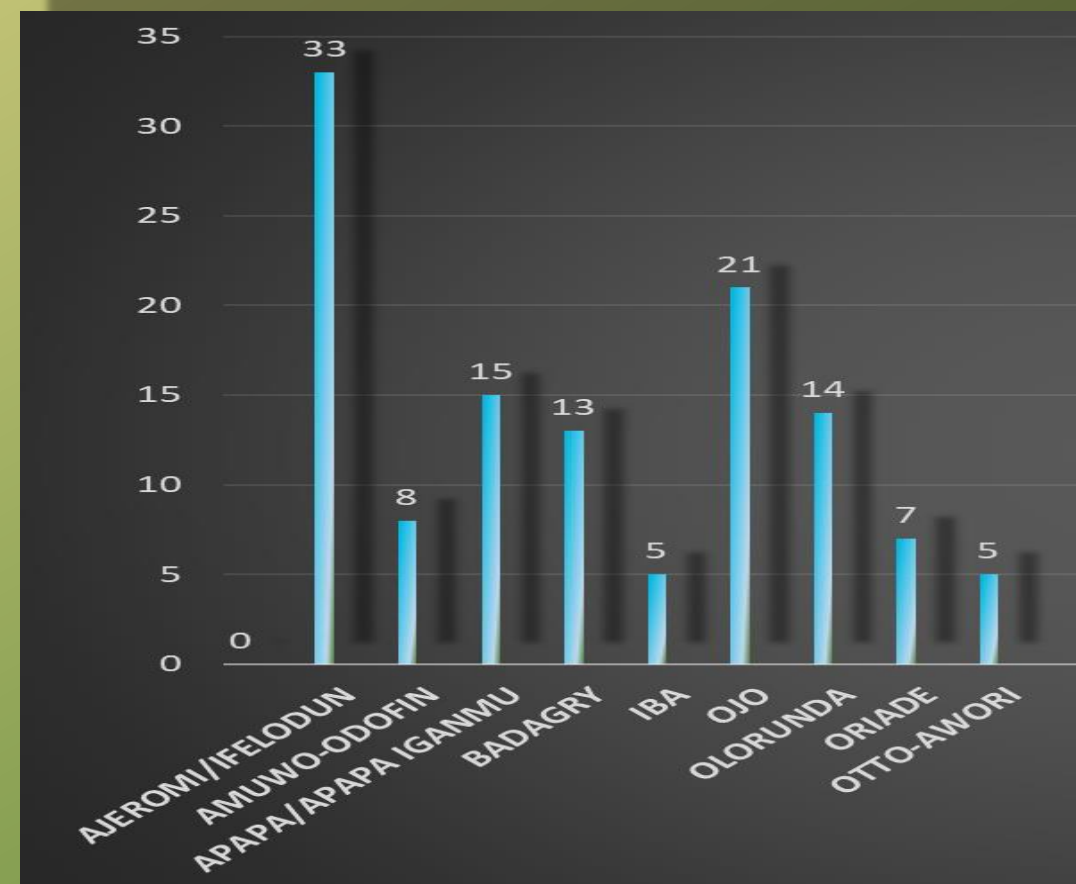




MOSQUES BUILDINGS STATISTICS FOR BADAGRY DIVISION



	AJEROMI/ IFELODUN	AMUWO-ODOFIN	APAPA/APAPA IGANMU	BADAGRY	IBA	OJO	OLORUNDA	ORIADE	OTTO-AWORI
1. Total No of Mosques	33	8	15	13	5	21	14	7	5
2. Total No Approved	0	0	5	0	0	3	0	0	0
3. Total No Unapproved	0	0	0	0	5	18	14	0	0
4. Total No Yet To Be Ascertained Approval Status	33	8	10	13	0	0	0	7	5
5. Total No Purposefully Built	30	8	15	13	5	7	14	6	5
6. Total No Converted	3	0	0	0	0	14	0	1	0
7. Total No Of Distressed	3	0	1	0	0	2	0	0	0
8. Total No Of NoN Distressed	30	8	14	13	5	19	14	7	5

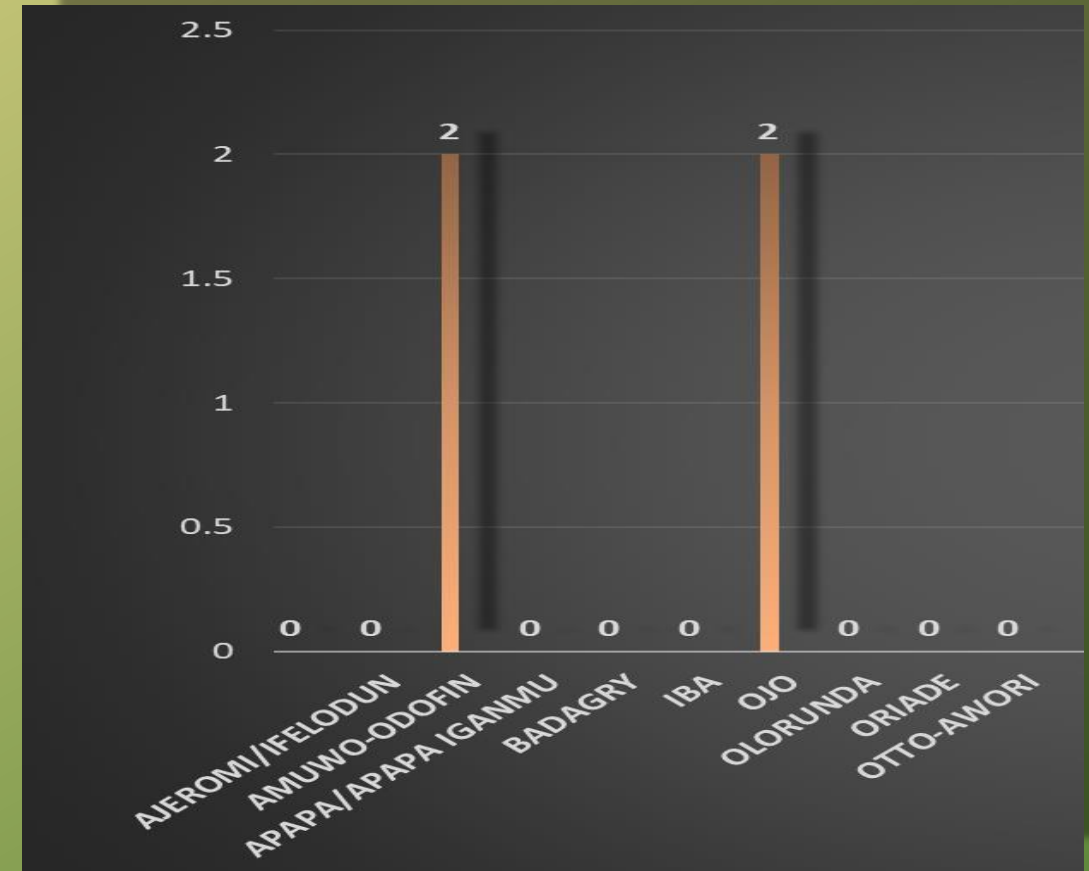




TRADITIONAL WORSHIP CENTRES BUILDINGS STATISTICS FOR BADAGRY DIVISION

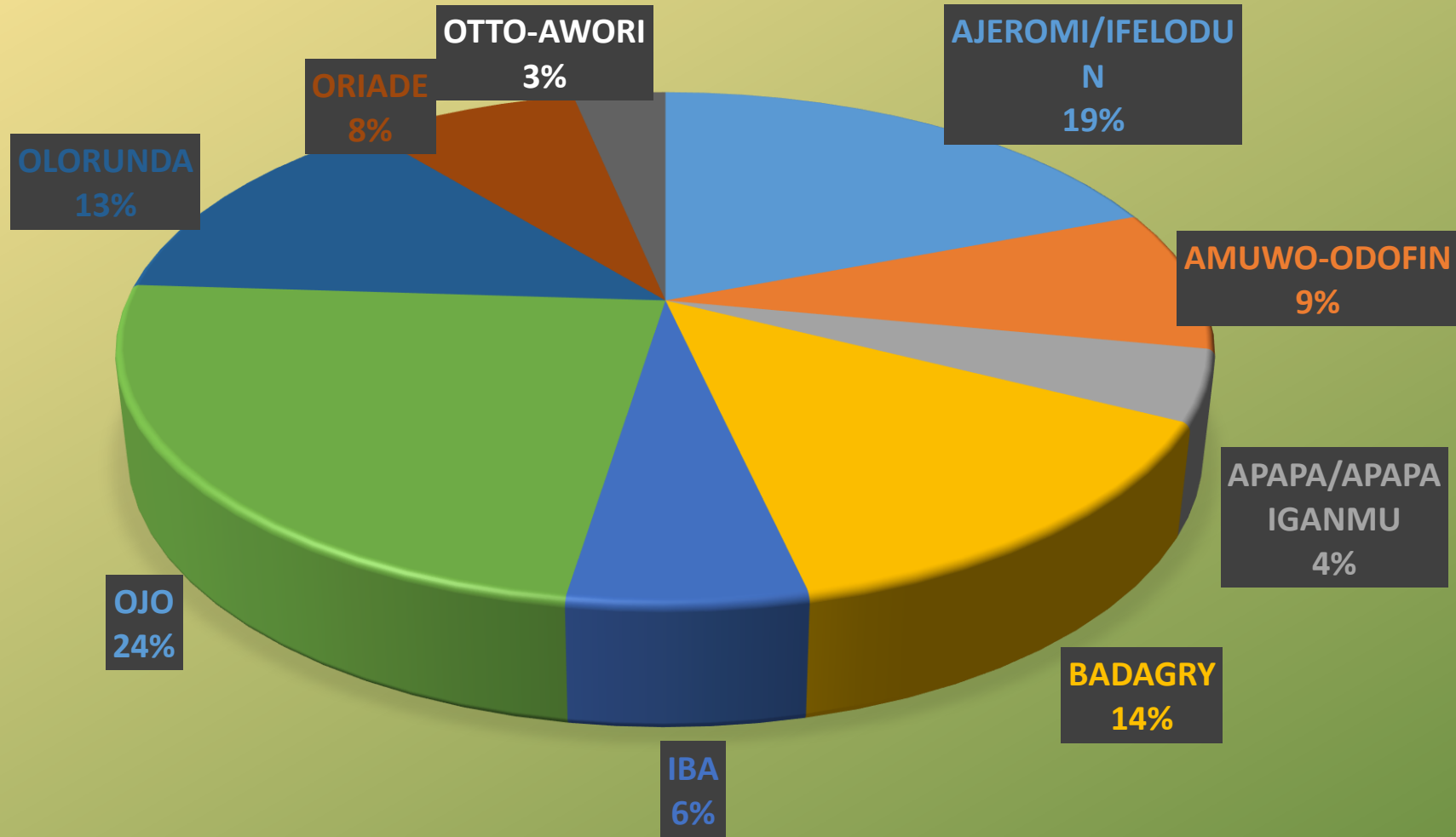


	AJEROMI/ IFELODUN	AMUWO-ODOFIN	APAPA/APAPA IGANMU	BADAGRY	IBA	OJO	OLORUNDA	ORIADE	OTTO-AWORI
1. Total No of TRAD. W.C.	0	2	0	0	0	2	0	0	0
2. Total No Approved	0	0	0	0	0	0	0	0	0
3. Total No Unapproved	0	0	0	0	0	2	0	0	0
4. Total No Yet To Be Ascertained Approval Status	0	2	0	0	0	0	0	0	0
5. Total No Purposefully Built	0	2	0	0	0	0	0	0	0
6. Total No Converted	0	0	0	0	0	2	0	0	0
7. Total No Of Distressed	0	0	0	0	0	0	0	0	0
8. Total No Of NoN Distressed	0	0	2	0	0	2	0	0	0





PIE CHART SHOWING WORSHIP CENTRES IN BADAGRY DIVISION BY DISTRICTS



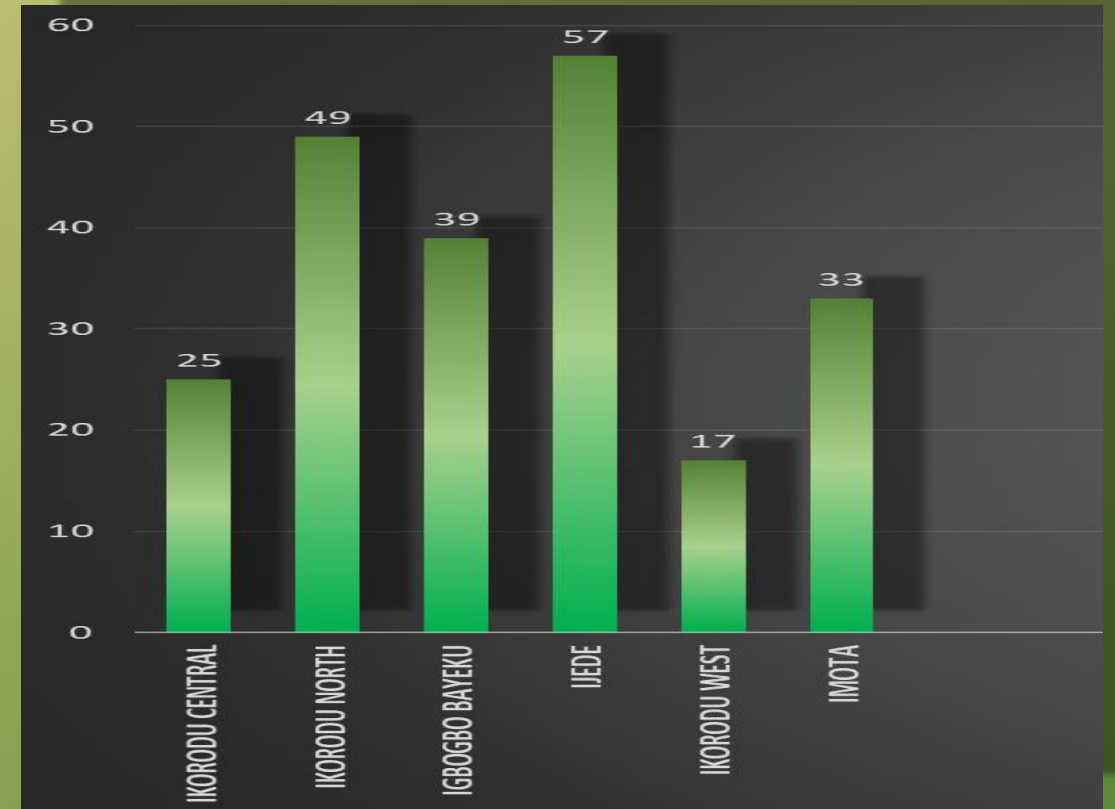


WORSHIP CENTRES BUILDINGS STATISTICS FOR IKORODU DIVISION



DIVISION : IKORODU (6 DISTRICTS)

	IKORODU CENTRAL	IKORODU No RTH	IGBOGBO BAYEKU	IJEDE	IKORODU WEST	IMOTA
1. Total No of Worship CENTRES	25	49	39	57	17	33
2. Total No of Approved.	2	2	0	0	0	0
3. Total No of Unapproved .	0	0	0	0	0	0
4. Total No of yet to be Ascertained.	23	47	39	57	17	33
5. Total No of Purposefully Built .	25	47	39	56	17	32
6. Total No of Converted.	0	2	0	1	0	1
7. Total No of No n-distressed .	25	49	39	57	15	33
8. Total No of Distressed.	0	0	0	0	2	0

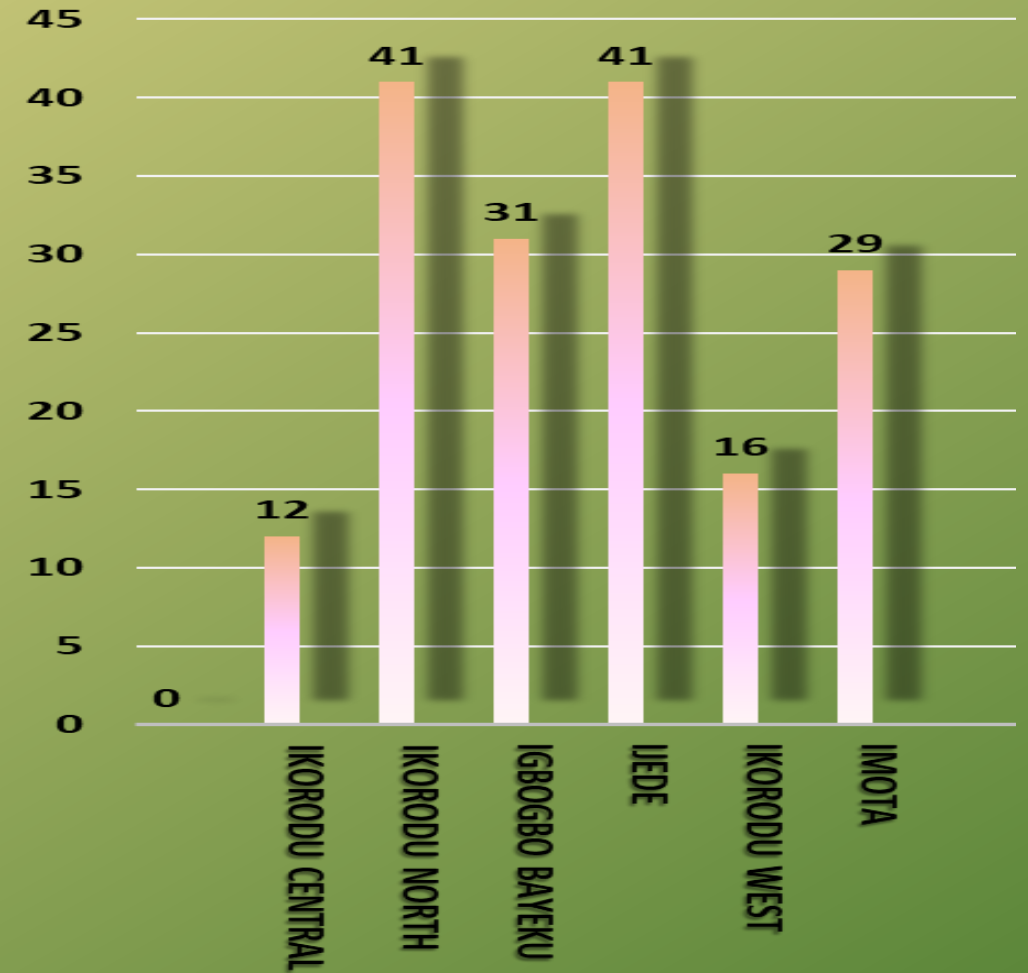




CHURCHES BUILDINGS STATISTICS FOR IKORODU DIVISION



	IKORODU CENTRAL	IKORODU No RTH	IGBOGBO BAYEKU	IJEDE	IKORODU WEST	IMOTA
1. Total No of Churches	12	41	31	41	16	29
2. Total No of Approved.	2	2	0	0	0	0
3. Total No of Unapproved .	0	0	0	0	0	0
4. Total No of yet to be Ascertained.	10	39	31	41	16	29
5. Total No of Purposefully Built .	12	39	31	40	16	28
6. Total No of Converted.	0	2	0	1	0	1
7. Total No of No n-distressed .	0	0	0	0	2	0
8. Total No of Distressed.	12	41	31	41	14	29

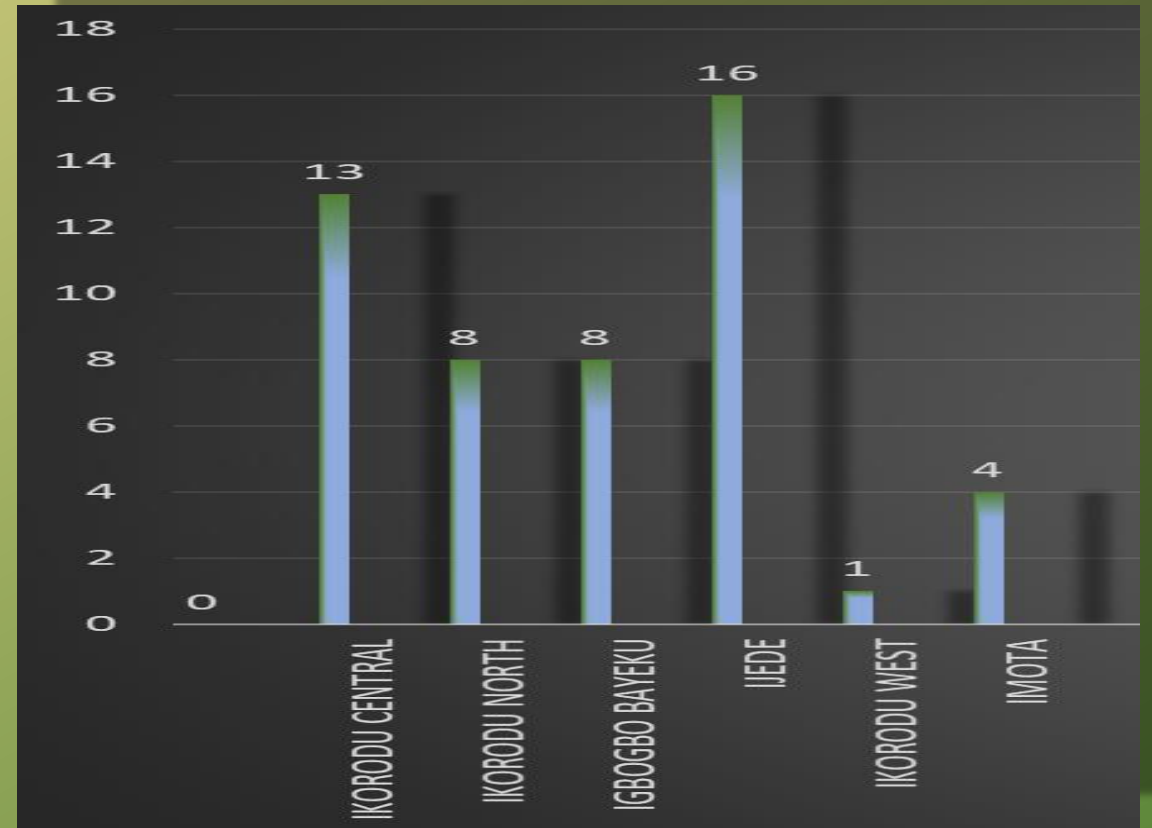




MOSQUES BUILDINGS STATISTICS FOR IKORODU DIVISION

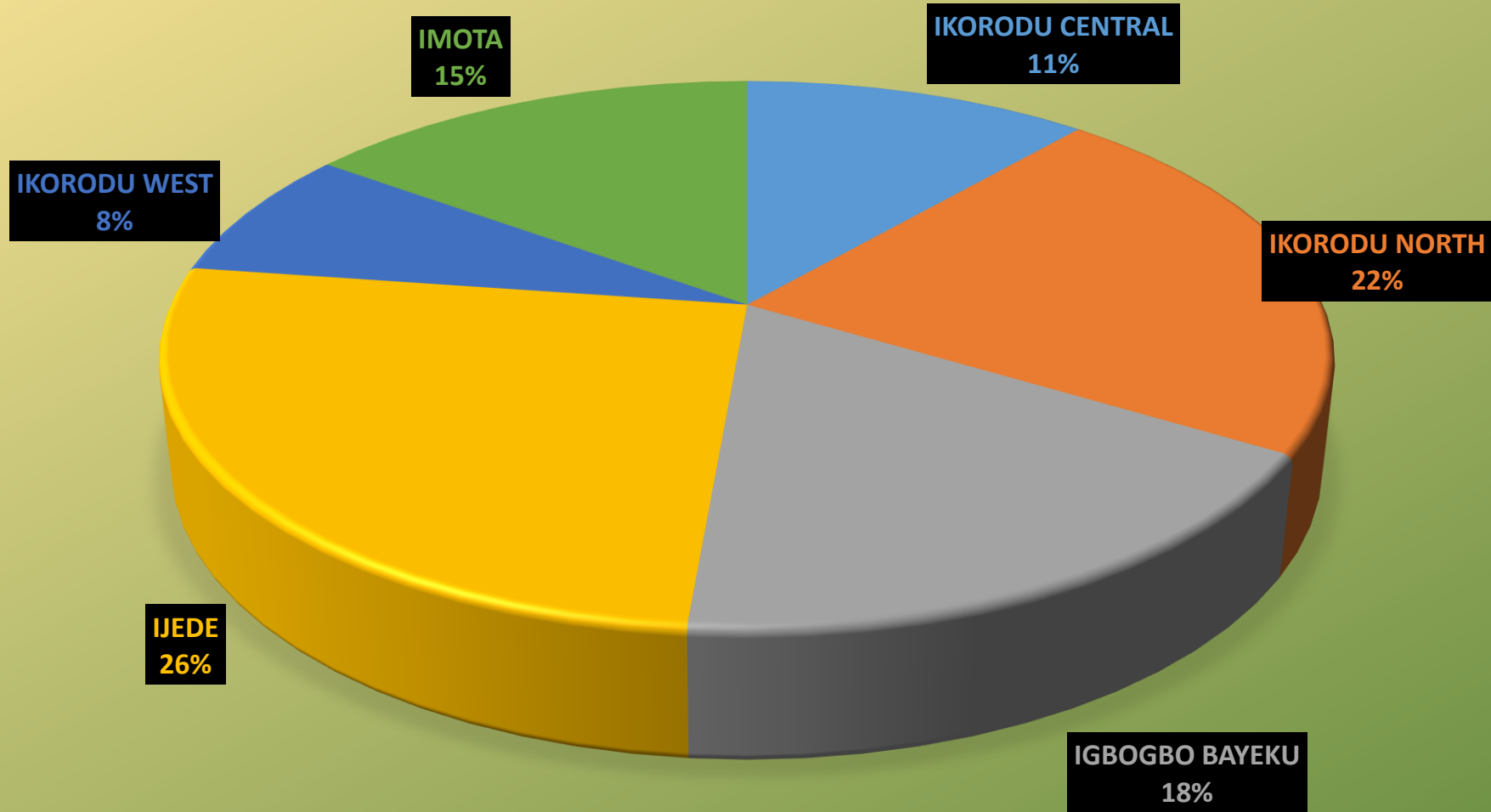


	IKORODU CENTRAL	IKORODU No RTH	IGBOGBO BAYEKU	IJEDE	IKORODU WEST	IMOTA
1. Total No of Mosques	13	8	8	16	1	4
2. Total No of Approved.	0	0	0	0	0	0
3. Total No of Unapproved .	0	0	0	0	0	0
4. Total No of yet to be Ascertained.	13	8	8	16	1	4
5. Total No of Purposefully Built .	13	8	8	16	1	4
6. Total No of Converted.	0	0	0	0	0	0
7. Total No of No n-distressed .	0	0	0	0	0	0
8. Total No of Distressed.	13	8	8	16	1	4





PIE CHART SHOWING WORSHIP CENTRES IN IKORODU DIVISION BY DISTRICTS





WORSHIP CENTRES' BUILDINGS STATISTICS FOR LAGOS DIVISION

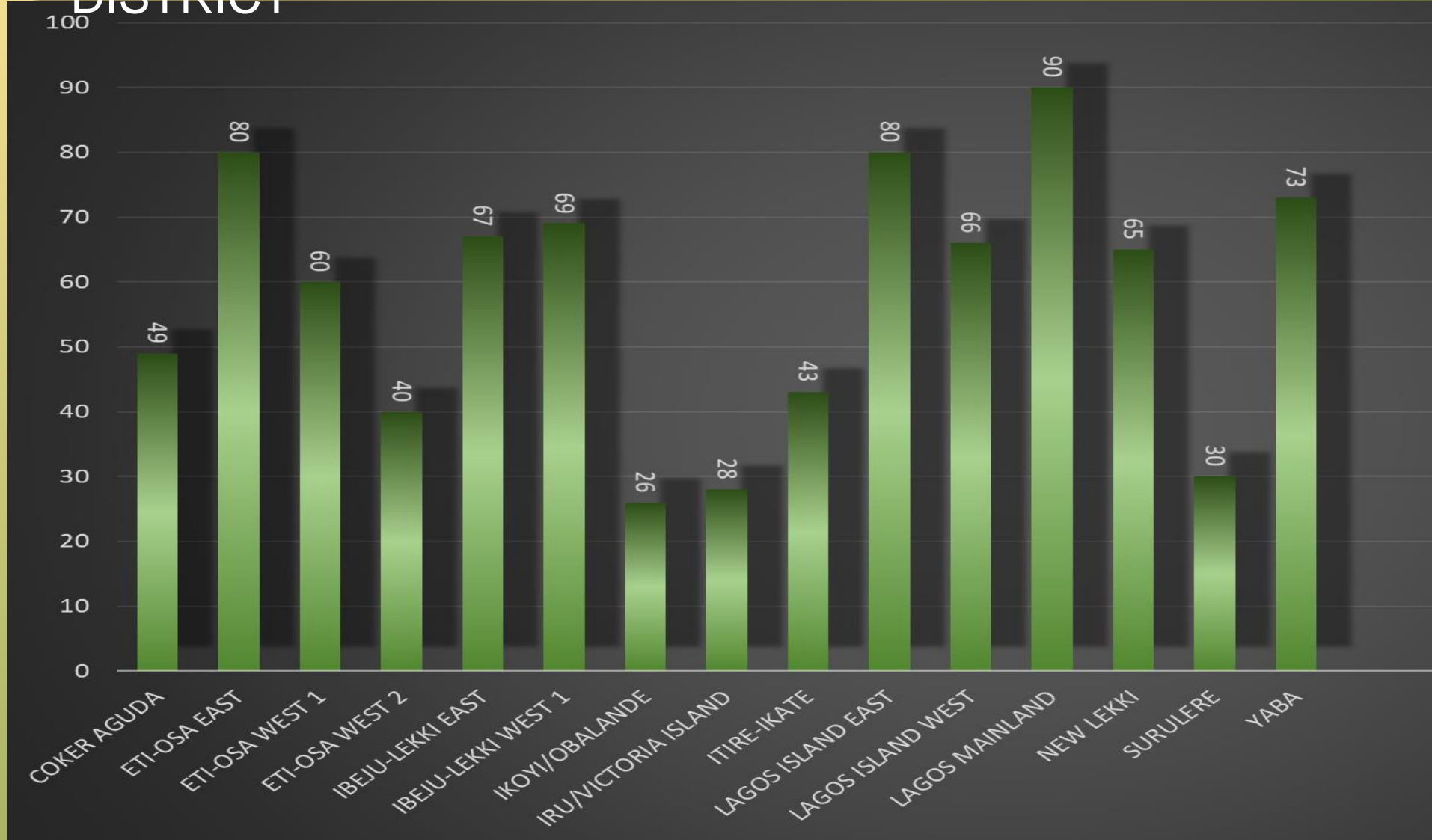


DIVISION : LAGOS (15 DISTRICTS)

	COKER AGUDA	ETI-OSA EAST	ETI-OSA WEST 1	ETI-OSA WEST 2	IBEJU-LEKKI EAST	IBEJU-LEKKI WEST 1	IKOYI/OBALANDE	IRU/VICTORIA ISLAND	ITIRE-IKATE	LAGOS ISL. EAST	LAGOS ISL. WEST	LAGOS MAINLAND	NEW LEKKI	SURULERE	YABA
1. Total No of Worship CENTRES	49	80	60	40	67	69	26	28	43	80	66	90	65	30	73
2. Total No of Approved.	2	1	14	0	0	0	0	0	0	0	0	40	0	2	41
3. Total No of Unapproved .	0	0	20	0	0	0	0	0	0	0	0	48	65	20	27
4. Total No of yet to be Ascertained.	47	79	26	40	67	69	26	28	43	80	66	2	0	8	5
5. Total No of Purposefully Built .	44	78	32	35	65	68	16	19	30	61	59	76	65	29	55
6. Total No of Converted.	5	2	28	5	2	1	10	9	13	19	7	14	0	1	18
7. Total No of No n-distressed .	49	78	60	39	66	69	26	28	43	71	65	90	65	30	72
8. Total No of Distressed.	0	2	0	1	1	0	0	0	0	9	1	0	0		



WORSHIP CENTRES IN LAGOS DIVISION BY DISTRICT





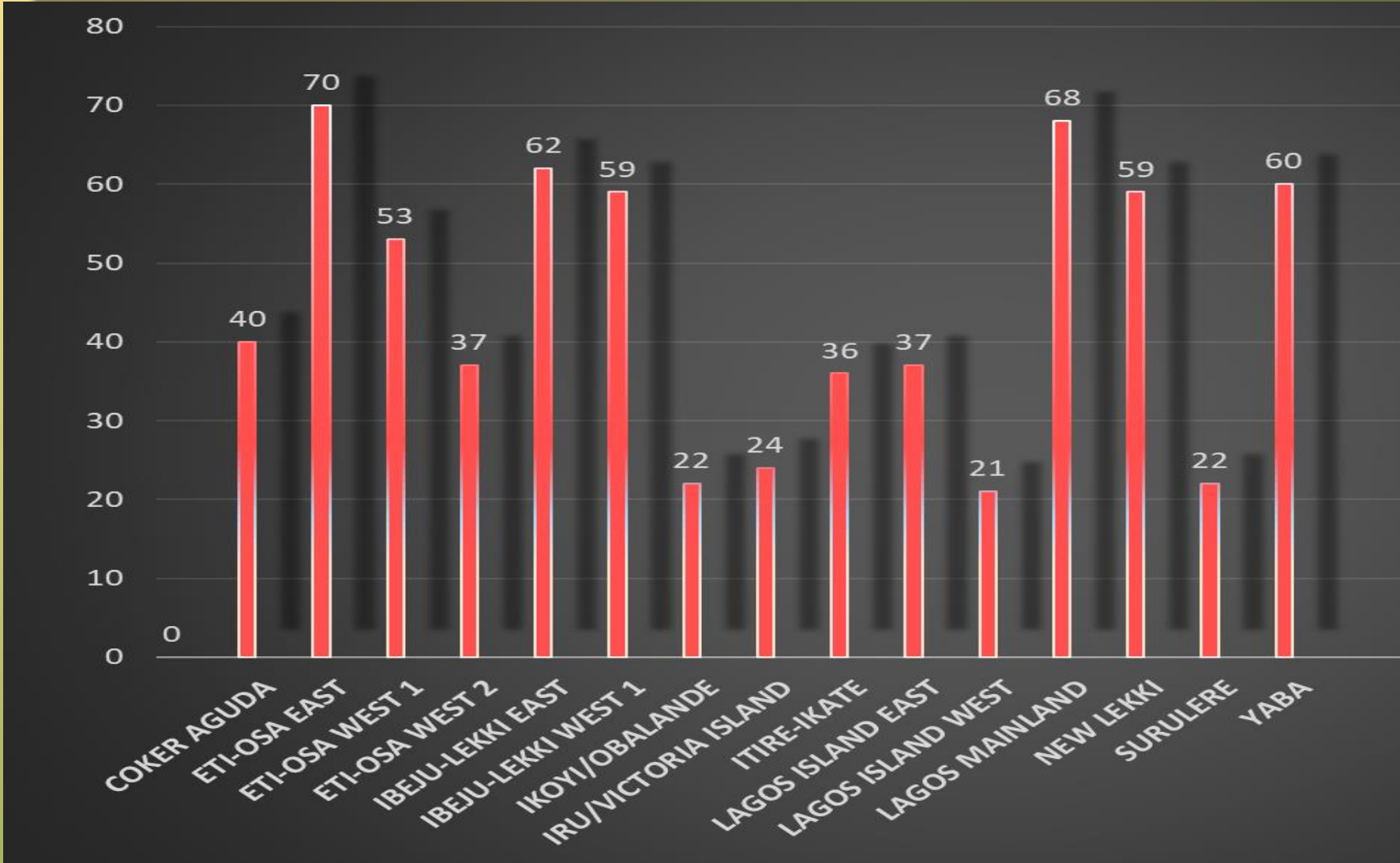
CHURCHES BUILDINGS STATISTICS FOR LAGOS DIVISION



	COKER AGUDA	ETI-OSA EAST	ETI-OSA WEST 1	ETI-OSA WEST 2	IBEJU-LEKKI EAST	IBEJU-LEKKI WEST 1	IKOYI/OBALANDE	JIRU/VICTORIA ISLAND	ITIRE-IKATE	LAGOS ISL. EAST	LAGOS ISL. WEST	LAGOS MAINLAND	NEW LEKKI	SURULERE	YABA
1. Total No of Churches	40	70	53	37	62	59	22	24	36	37	21	68	59	22	60
2. Total No of Approved.	2	1	13	0	0	0	0	0	0	0	0	33	0	2	37
3. Total No of Unapproved .	0	0	20	0	0	0	0	0	0	0	0	35	59	20	20
4. Total No of yet to be Ascertained.	38	69	20	37	62	59	22	24	36	37	21	0	0	0	3
5. Total No of Purposefully Built .	35	68	25	33	60	58	14	15	23	23	15	58	59	21	48
6. Total No of Converted.	5	2	28	4	2	1	8	9	13	14	6	10	0	1	12
7. Total No of Non-distressed .	0	2	0	0	1	0	0	0	0	8	0	0	0	0	1
8. Total No of Distressed.	40	68	53	37	61	59	22	24	36	29	21	68	59	22	59



CHURCHES IN LAGOS DIVISION BY DISTRICT





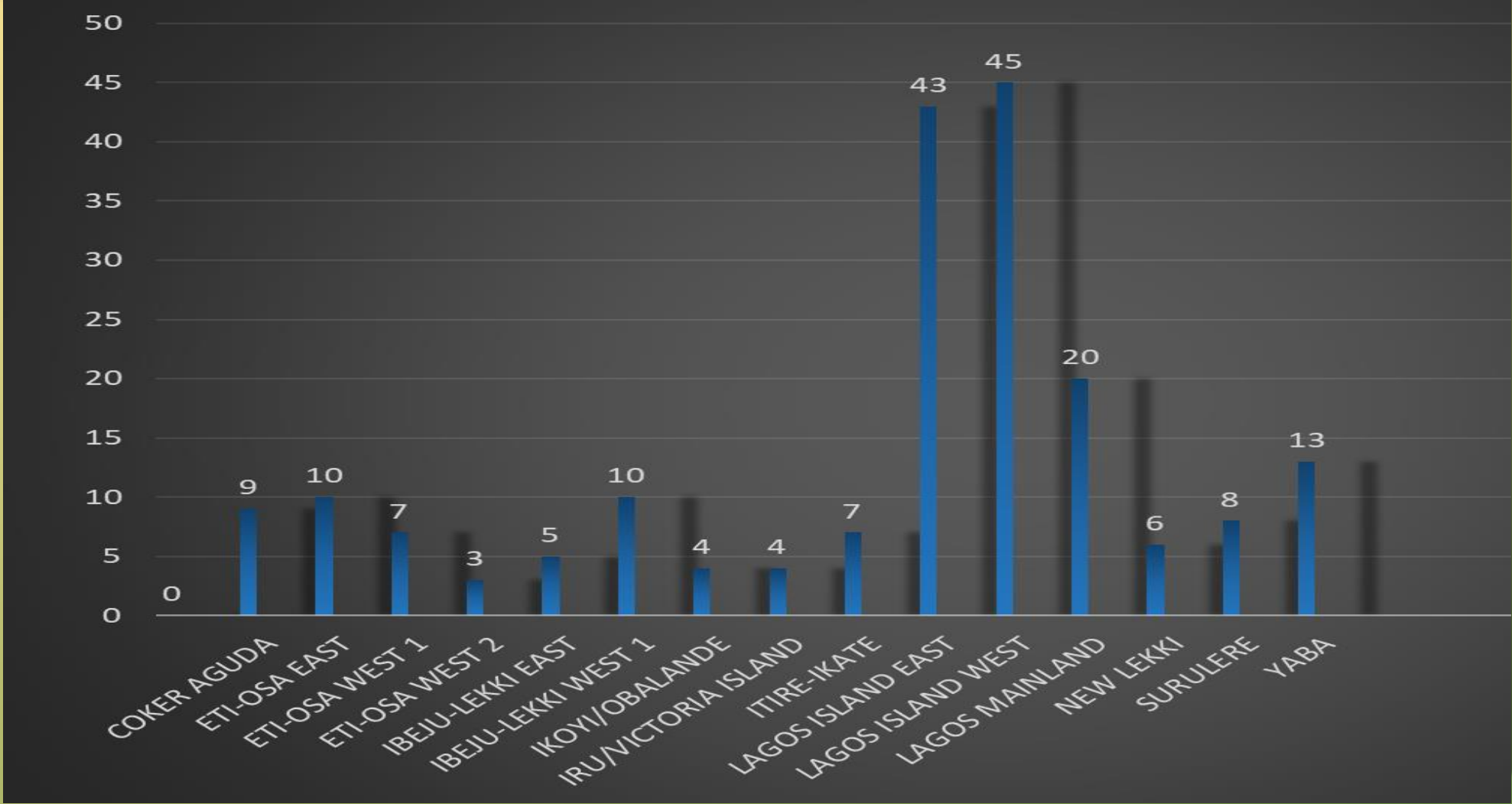
MOSQUES BUILDINGS STATISTICS FOR LAGOS DIVISION



	COKER AGUDA	ETI-OSA EAST	ETI-OSA WEST 1	ETI-OSA WEST 2	IBEJU-LEKKI EAST	IBEJU-LEKKI WEST 1	IKOYI/OBALANDE	IRU/VICTORIA ISLAND	ITIRE-IKATE	LAGOS ISL. EAST	LAGOS ISL. WEST	LAGOS MAINLAND	NEW LEKKI	SURULERE	YABA
1. Total No of Mosques	9	10	7	3	5	10	4	4	7	43	45	20	6	8	13
2. Total No of Approved.	0	0	1	0	0	0	0	0	0	0	0	7	0	0	4
3. Total No of Unapproved .	0	0	0	0	0	0	0	0	0	0	0	13	6	0	7
4. Total No of yet to be Ascertained.	9	10	6	3	5	10	4	4	7	43	45	0	0	8	2
5. Total No of Purposefully Built .	9	10	7	2	5	10	2	4	7	38	44	18	6	8	7
6. Total No of Converted.	0	0	0	1	0	0	2	0	0	5	1	2	0	0	6
7. Total No of No n-distressed .	0	0	0	1	0	0	0	0	0	1	1	0	0	0	0
8. Total No of Distressed.	9	10	7	3	5	10	4	4	7	43	45	20	6	8	13

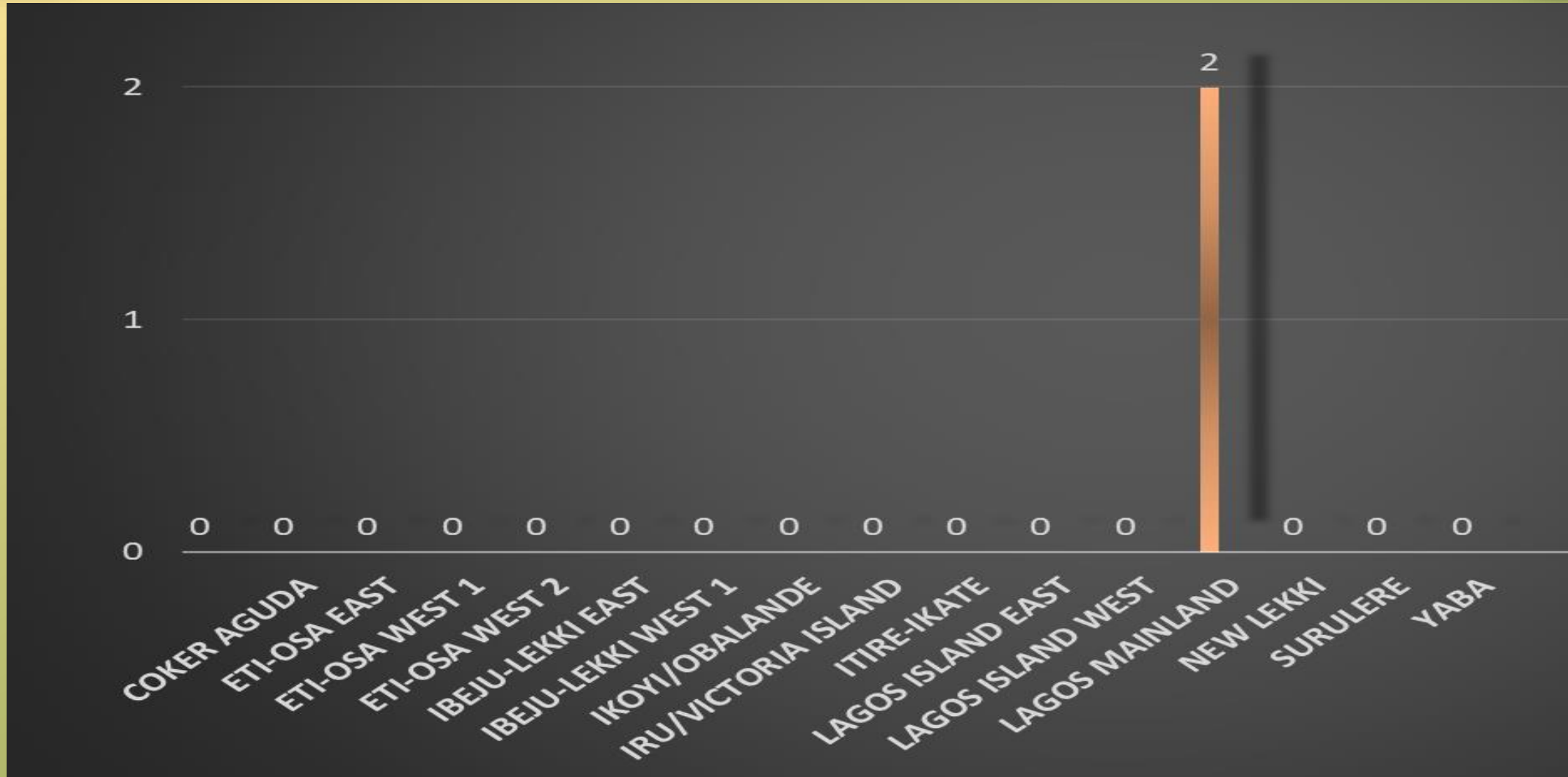


MOSQUES IN LAGOS DIVISION BY DISTRICT



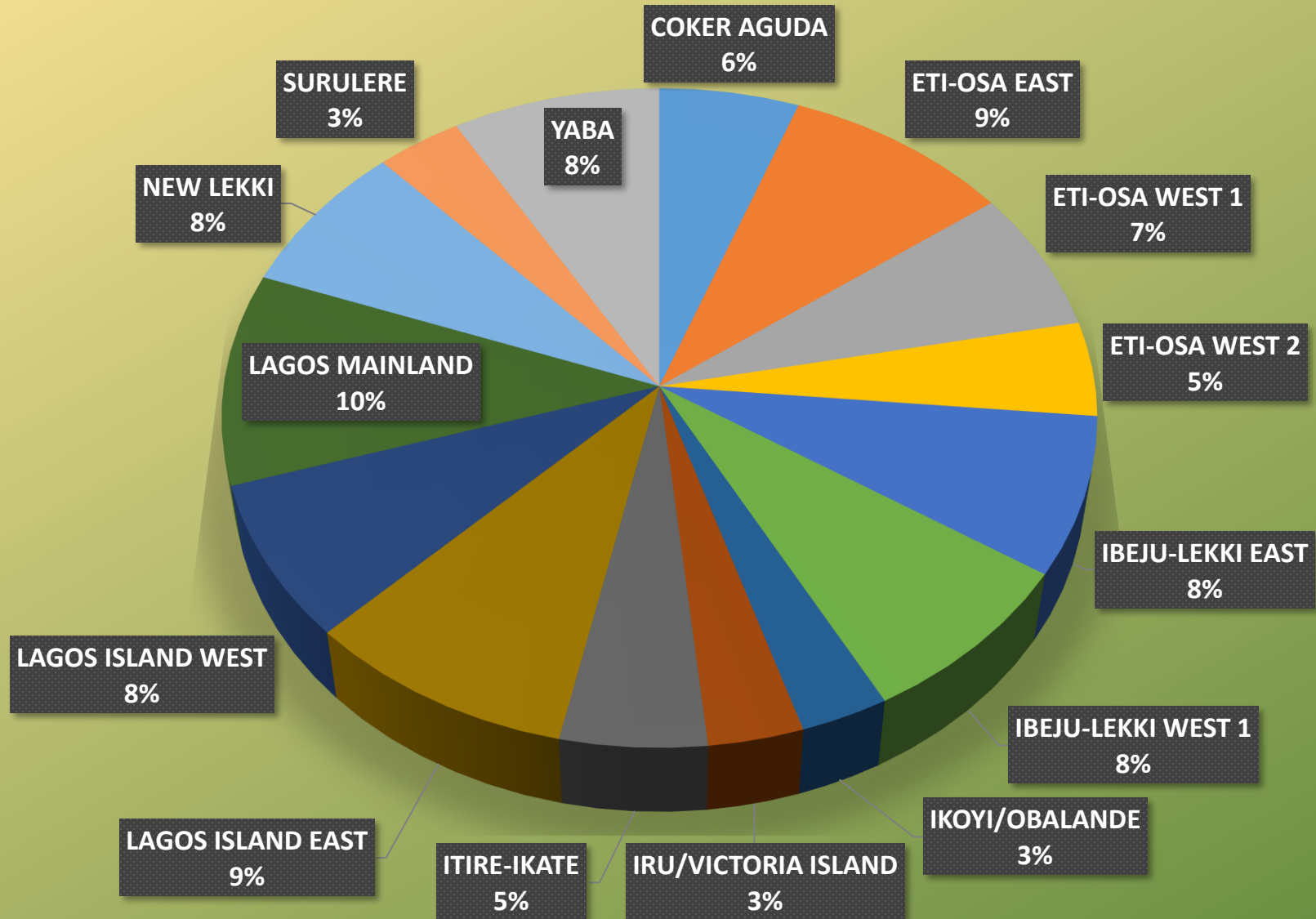


TRADITIONAL WORSHIP CENTRES IN LAGOS DIVISION BY DISTRICT





PIE CHART SHOWING WORSHIP CENTRES IN LAGOS DIVISION BY DISTRICTS





WORSHIP CENTRES BUILDINGS STATISTICS FOR EPE DIVISION



DIVISION : EPE (1 DISTRICT)

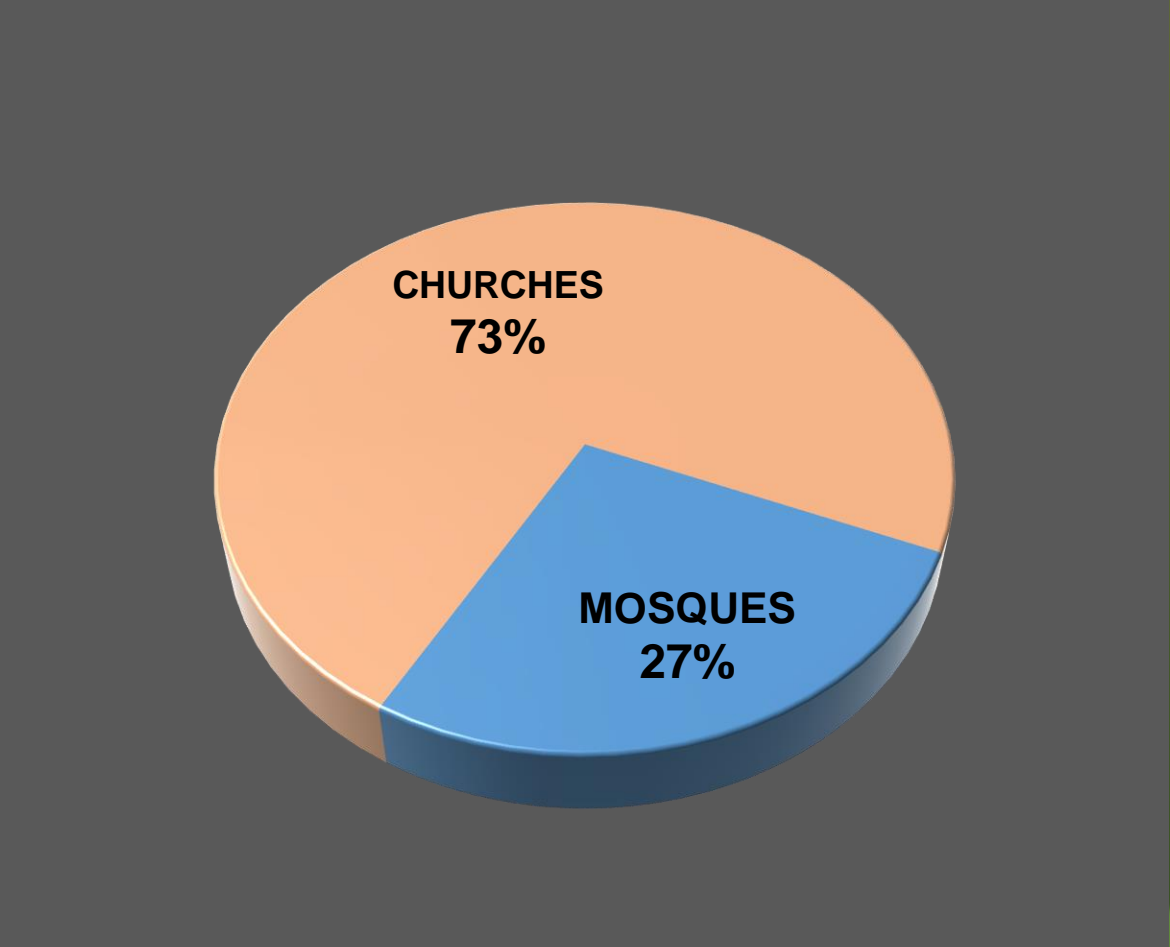
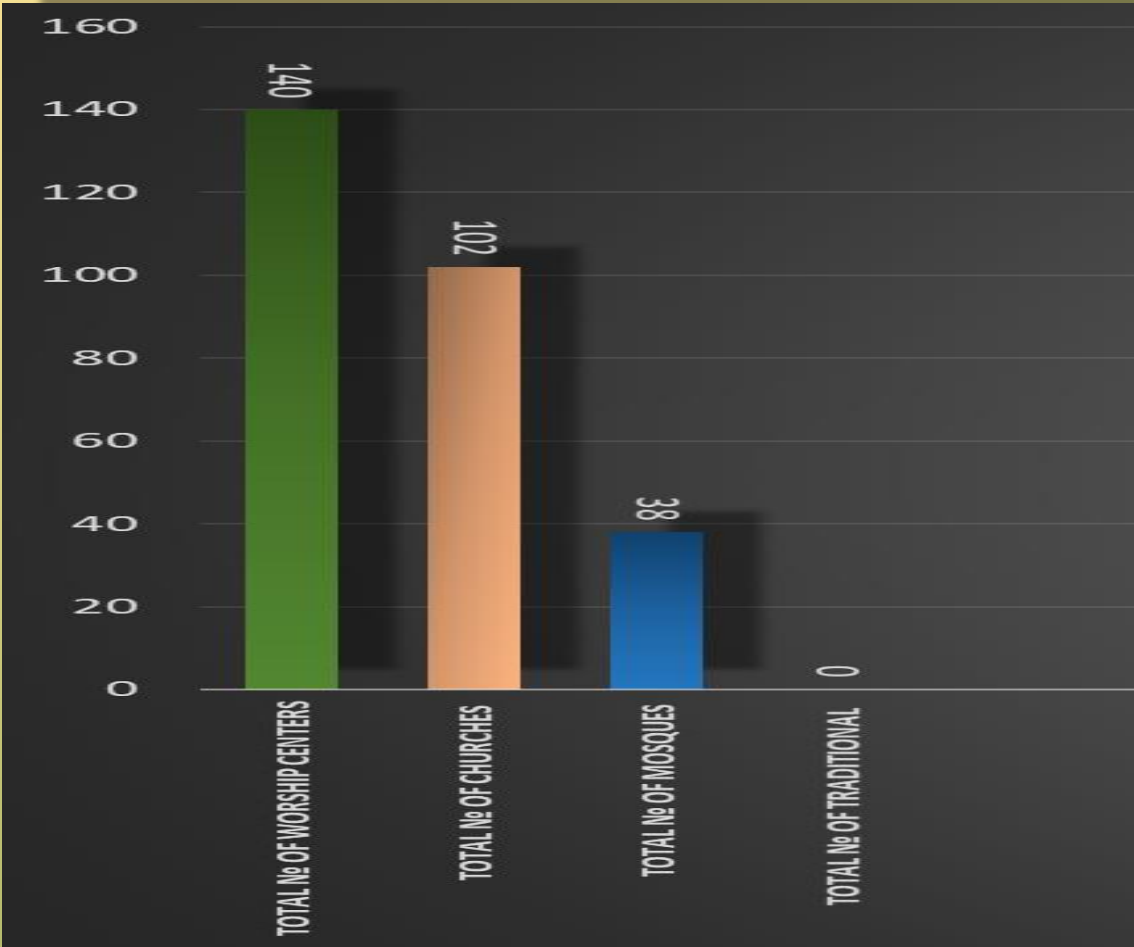
	EPE
1. Total No of Worship CENTRES	140
2. Total No of Approved.	0
3. Total No of Unapproved .	0
4. Total No of yet to be Ascertained.	140
5. Total No of Purposefully Built .	133
6. Total No of Converted.	7
7. Total No of Non-distressed .	136
8. Total No of Distressed.	4

	EPE
1. Total No of Churches	102
2. Total No of Approved.	0
3. Total No of Unapproved .	0
4. Total No of yet to be Ascertained.	102
5. Total No of Purposefully Built .	95
6. Total No of Converted.	7
7. Total No of Non-distressed .	1
8. Total No of Distressed.	101

	EPE
1. Total No of Mosques	38
2. Total No of Approved.	0
3. Total No of Unapproved .	0
4. Total No of yet to be Ascertained.	38
5. Total No of Purposefully Built .	38
6. Total No of Converted.	0
7. Total No of Non-distressed .	35
8. Total No of Distressed.	3



PIE CHART SHOWING WORSHIP CENTRES IN EPE DIVISION BY DISTRICT





SECTION 2

STATE WIDE STATISTICS





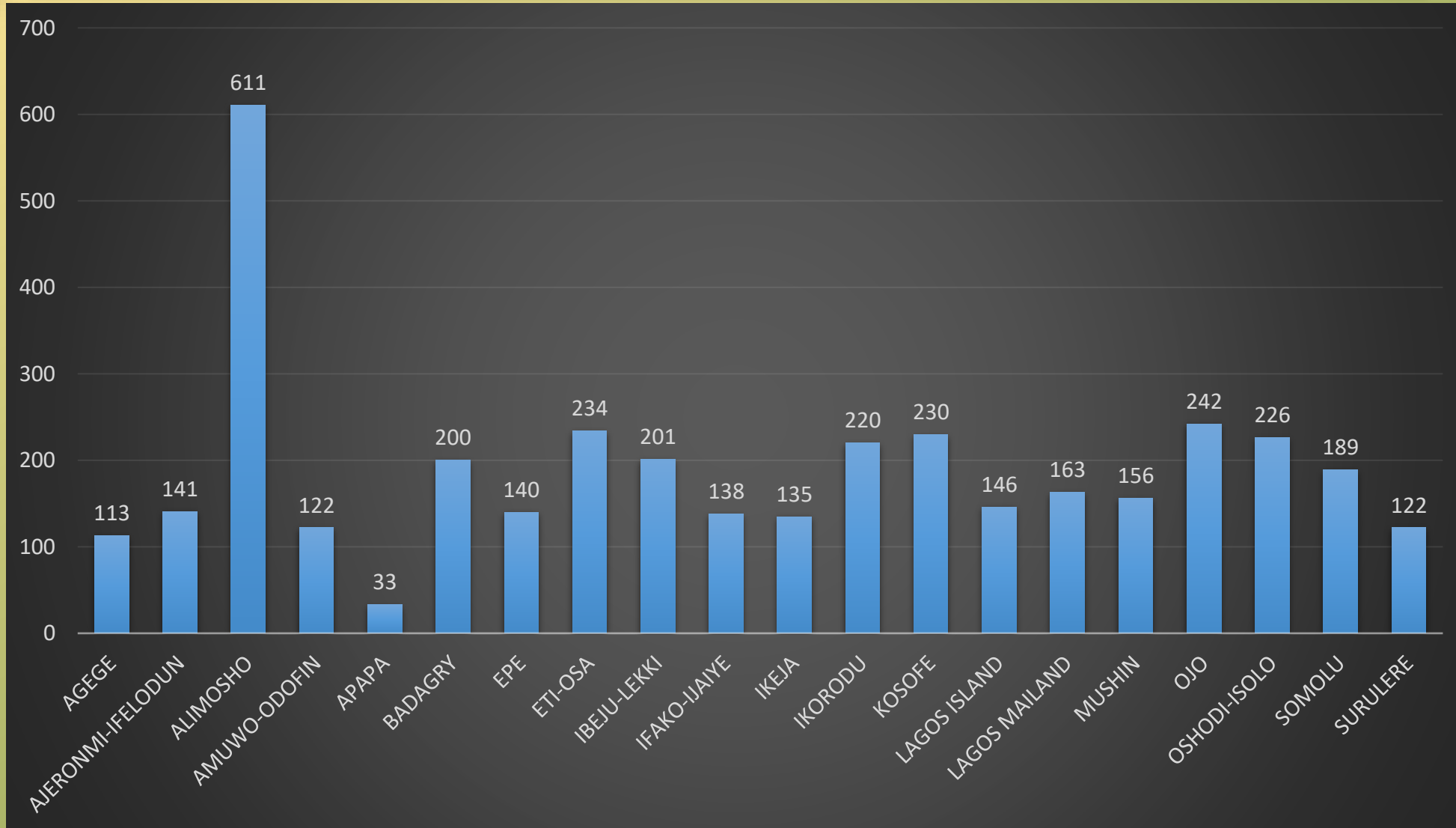
WORSHIP CENTRES BUILDINGS STATISTICS BY LOCAL GOVERNMENT AREAS (LGAs)



	AGEGE	ALIMOSHO	IFAKO-IJAIYE	IKEJA	KOSOFE	OSHODI-ISOLO	SOMOLU	MUSHIN	EPE	AJERONMI-IFELODUN
TOTAL NUMBER OF WORSHIP CENTRES	113	611	138	135	230	226	189	156	140	141
TOTAL NUMBER OF APPROVED WORSHIP CENTRES	2	9	4	5	2	17	37	19	0	0
TOTAL NUMBER OF UNAPPROVED WORSHIP CENTRES	0	252	22	0	50	40	39	0	0	0
TOTAL NUMBER OF YET TO BE ASCERTAINED WORSHIP CENTRES	111	350	112	130	178	169	113	137	140	141
TOTAL NUMBER OF PURPOSEFULLY BUILT WORSHIP CENTRES	96	527	128	114	175	174	140	129	133	136
TOTAL NUMBER OF CONVERTED BUILDING WORSHIP CENTRES	17	84	10	21	55	52	49	27	7	5
TOTAL NUMBER OF NON-DISTRESSED PLACES OF WORSHIP CENTRES	113	609	138	133	225	220	177	153	136	134
TOTAL NUMBER OF DISTRESSED PLACES OF WORSHIP CENTRES	0	2	0	2	5	6	12	3	4	7
TOTAL NUMBER OF CHURCHES	85	540	113	119	182	177	154	110	102	108
TOTAL NUMBER OF APPROVED CHURCHES	1	9	4	5	2	17	28	14	0	0
TOTAL NUMBER OF UNAPPROVED CHURCHES	0	224	8	0	42	34	34	0	0	0
TOTAL NUMBER OF YET TO BE ASCERTAINED CHURCHES	84	307	101	114	138	126	92	96	102	108
TOTAL NUMBER OF PURPOSEFULLY BUILT CHURCHES	68	471	107	98	136	132	114	104	95	106
TOTAL NUMBER OF CONVERTED BUILDING CHURCHES	17	69	6	21	46	45	40	6	7	2
TOTAL NUMBER OF NON-DISTRESSED OF CHURCHES	85	538	113	117	179	172	145	110	101	104
TOTAL NUMBER OF DISTRESSED OF CHURCHES	0	2	0	2	3	5	9	0	1	4
TOTAL NUMBER OF MOSQUES	28	71	25	16	47	49	34	27	38	33
TOTAL NUMBER OF APPROVED MOSQUES	1	0	0	0	0	0	9	5	0	0
TOTAL NUMBER OF UNAPPROVED MOSQUES	0	28	14	0	8	6	5	0	0	0
TOTAL NUMBER OF YET TO BE ASCERTAINED MOSQUES	27	43	11	16	39	43	20	22	38	33
TOTAL NUMBER OF PURPOSEFULLY BUILT MOSQUES	28	56	21	16	38	42	25	22	38	30
TOTAL NUMBER OF CONVERTED BUILDING MOSQUES	0	15	4	0	9	7	9	5	0	3
TOTAL NUMBER OF NON-DISTRESSED OF MOSQUES	28	71	25	16	45	48	32	24	35	30
TOTAL NUMBER OF DISTRESSED OF MOSQUES	0	0	0	0	2	1	2	3	3	3
TOTAL NUMBER OF TRADITIONAL WORSHIP CENTRES	0	0	0	0	1	0	1	19	0	0
TOTAL NUMBER OF APPROVED TRADITIONAL WORSHIP CENTRES	0	0	0	0	0	0	0	0	0	0
TOTAL NUMBER OF UPAPPROVED TRADITIONAL WORSHIP CENTRES	0	0	0	0	0	0	0	0	0	0
TOTAL NUMBER OF YET TO BE ASCERTAINED TRADITIONAL WORSHIP CENTRES	0	0	0	0	1	0	1	19	0	0
TOTAL NUMBER OF PURPOSEFULLY BUILT TRADITIONAL WORSHIP CENTRES	0	0	0	0	1	0	1	3	0	0
TOTAL NUMBER OF CONVERTED BUILDING TRADITIONAL WORSHIP CENTRES	0	0	0	0	0	0	0	16	0	0
TOTAL NUMBER OF NON-DISTRESSED TRADITIONAL WORSHIP CENTRES	0	0	0	0	1	0	0	19	0	0
TOTAL NUMBER OF DISTRESSED TRADITIONAL WORSHIP CENTRES	0	0	0	0	0	0	1	0	0	0

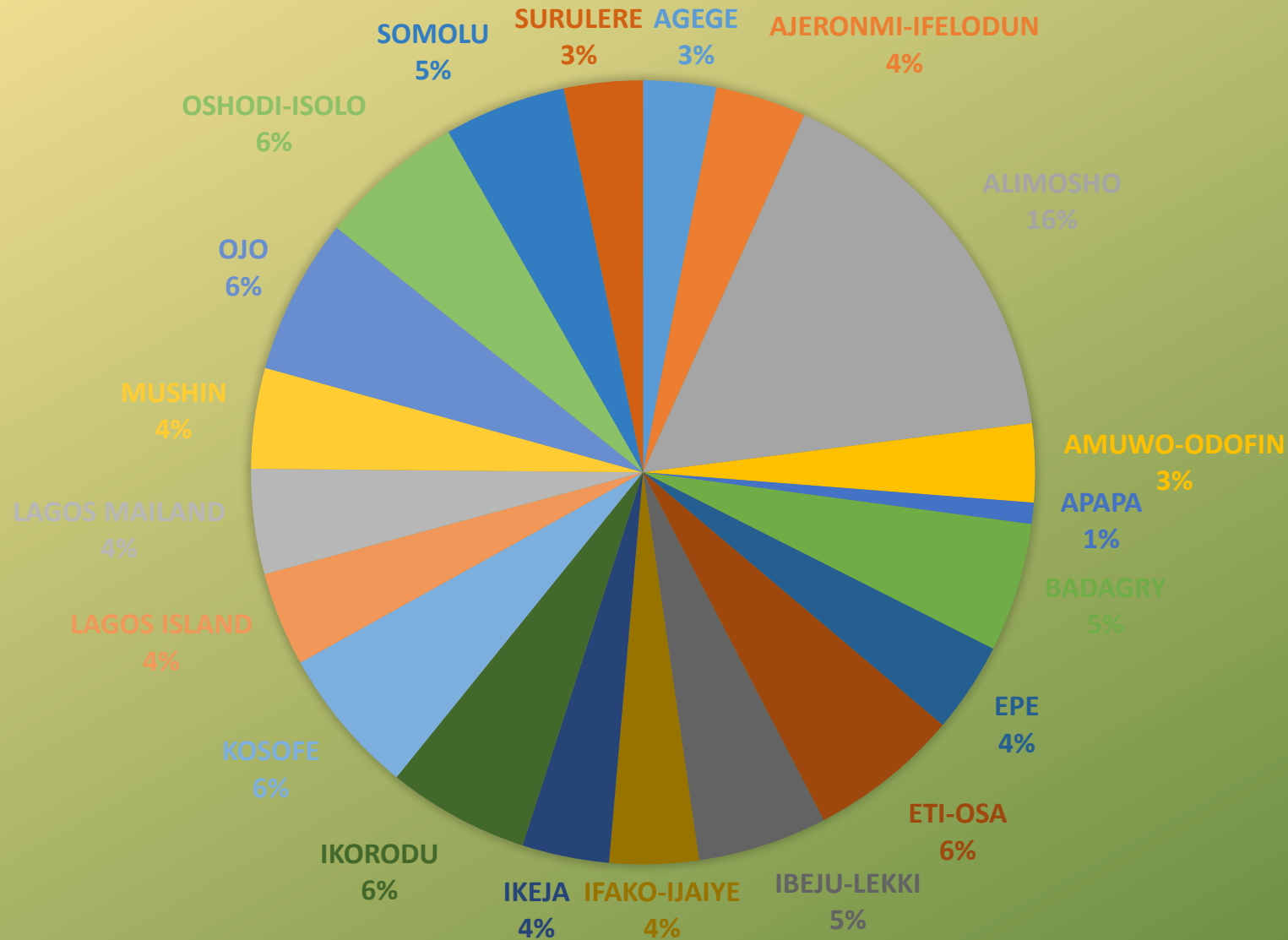


TOTAL NUMBERS OF WORSHIP CENTRES IN LOCAL GOVERNMENT AREAS (LGAs)



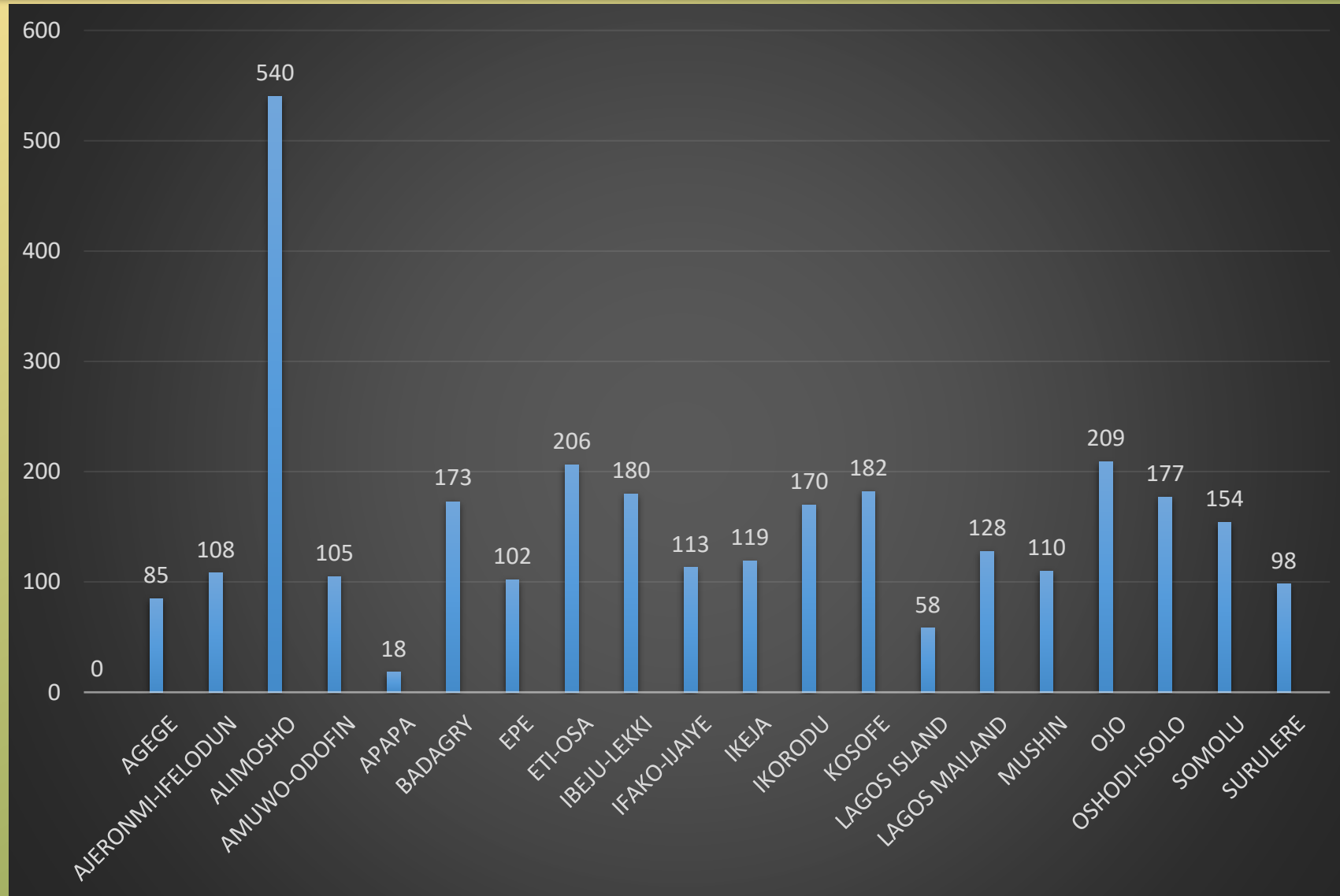


PIE CHART SHOWING PERCENTAGE OF WORSHIP CENTRES IN LOCAL GOVERNMENT AREAS (LGAs)



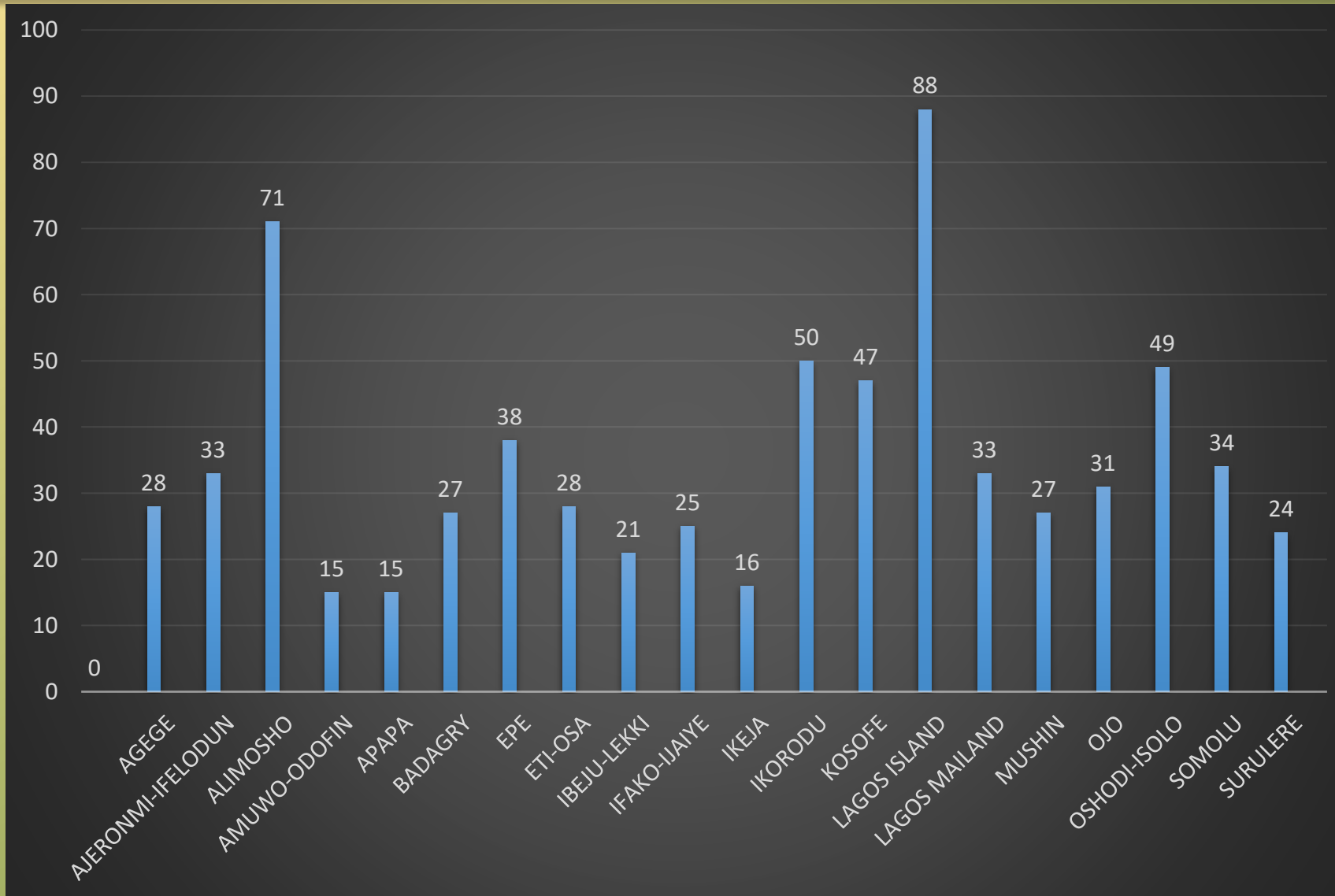


TOTAL NUMBERS OF CHURCHES IN LOCAL GOVERNMENT AREAS (LGAs)



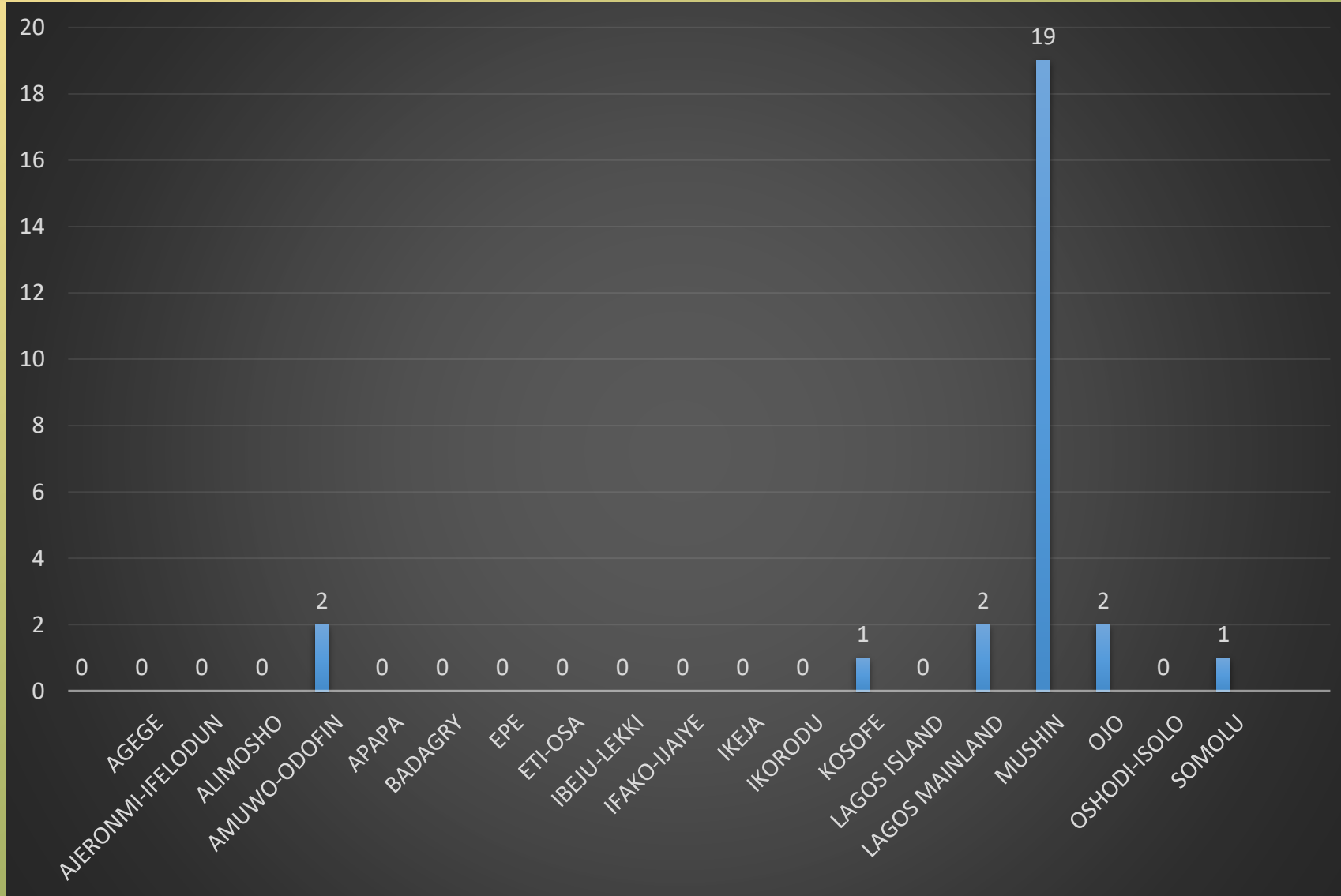


TOTAL NUMBERS OF MOSQUES IN LOCAL GOVERNMENT AREAS (LGAs)





TRADITIONAL WORSHIP CENTRES IN LOCAL GOVERNMENT AREAS (LGAs)





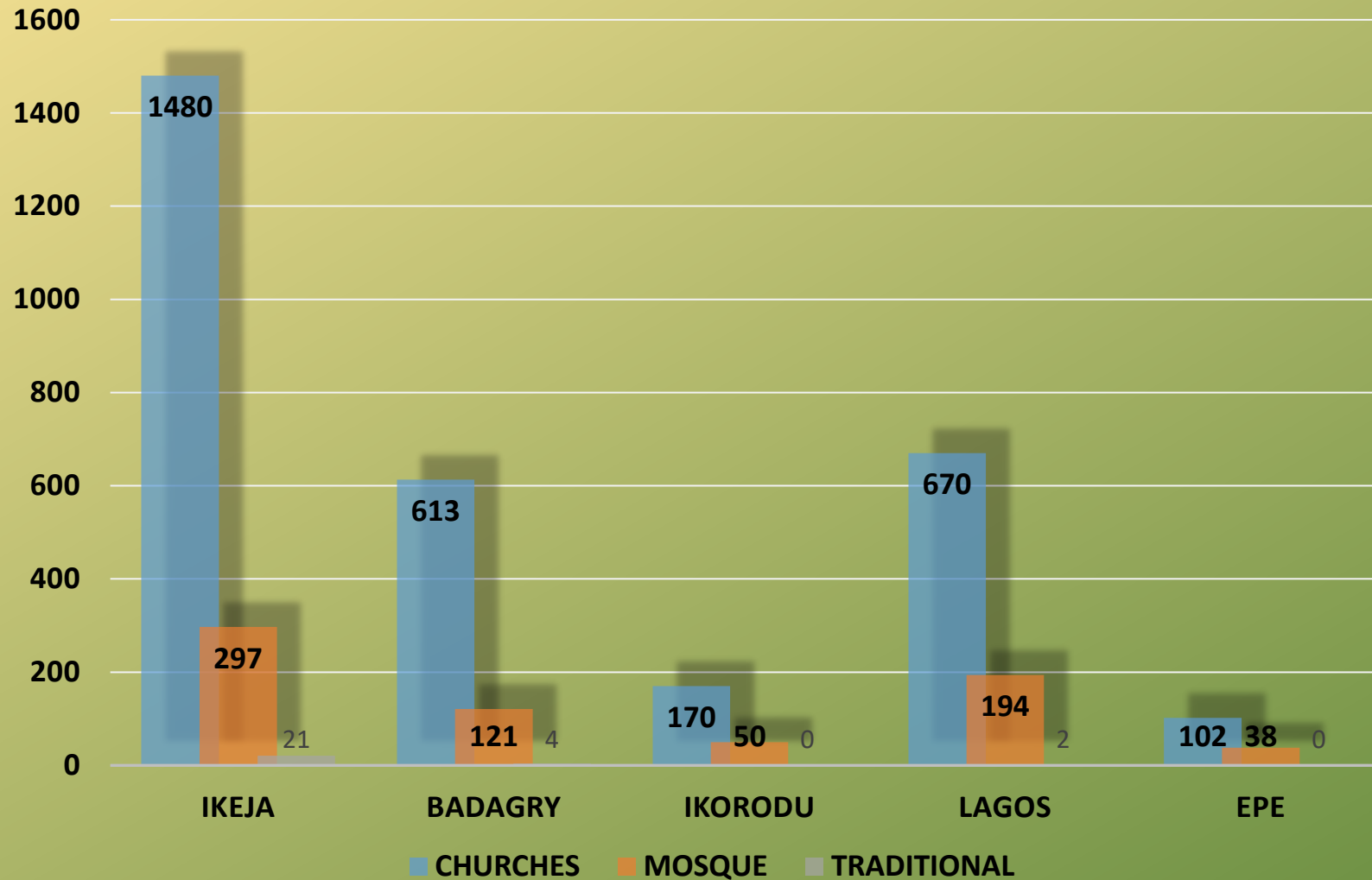
WORSHIP CENTRES BUILDINGS STATISTICS BY DIVISIONS (IBILE)



	IKEJA	BADAGRY	IKORODU	LAGOS	EPE
TOTAL No OF WORSHIP CENTRES	1798	738	220	866	140
TOTAL No OF APPROVED WORSHIP CENTRES	95	32	4	100	0
TOTAL No OF UNAPPROVED WORSHIP CENTRES	403	225	0	180	0
TOTAL No OF YET TO BE ASCERTAINED WORSHIP CENTRES	1300	481	216	586	140
TOTAL No OF PURPOSEFULLY BUILT WORSHIP CENTRES	1483	617	216	732	133
TOTAL No OF CONVERTED BUILDINGS WORSHIP CENTRES	315	121	4	134	7
TOTAL No OF No N-DISTRESSED PLACES OF WORSHIP CENTRES	1768	692	218	851	136
TOTAL No OF DISTRESSED PLACES OF WORSHIP CENTRES	30	46	2	15	4
TOTAL No OF CHURCHES	1480	613	170	670	102
TOTAL No OF MOSQUES	297	121	50	194	38
TOTAL No OF TRADITIONAL WORSHIP CENTRES	21	4	0	2	0

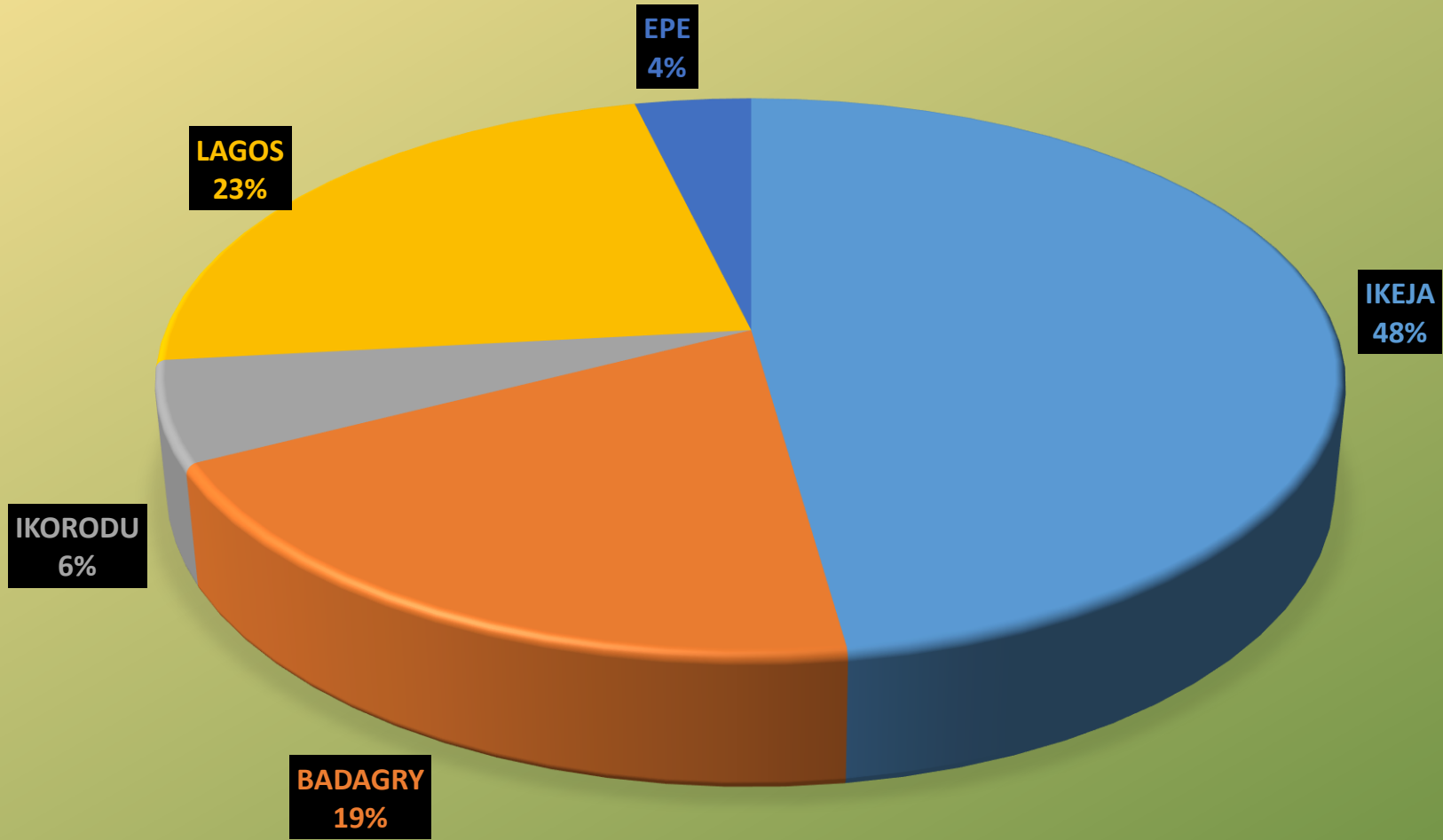


WORSHIP CENTRES ACROSS DIVISIONS (IBILE)



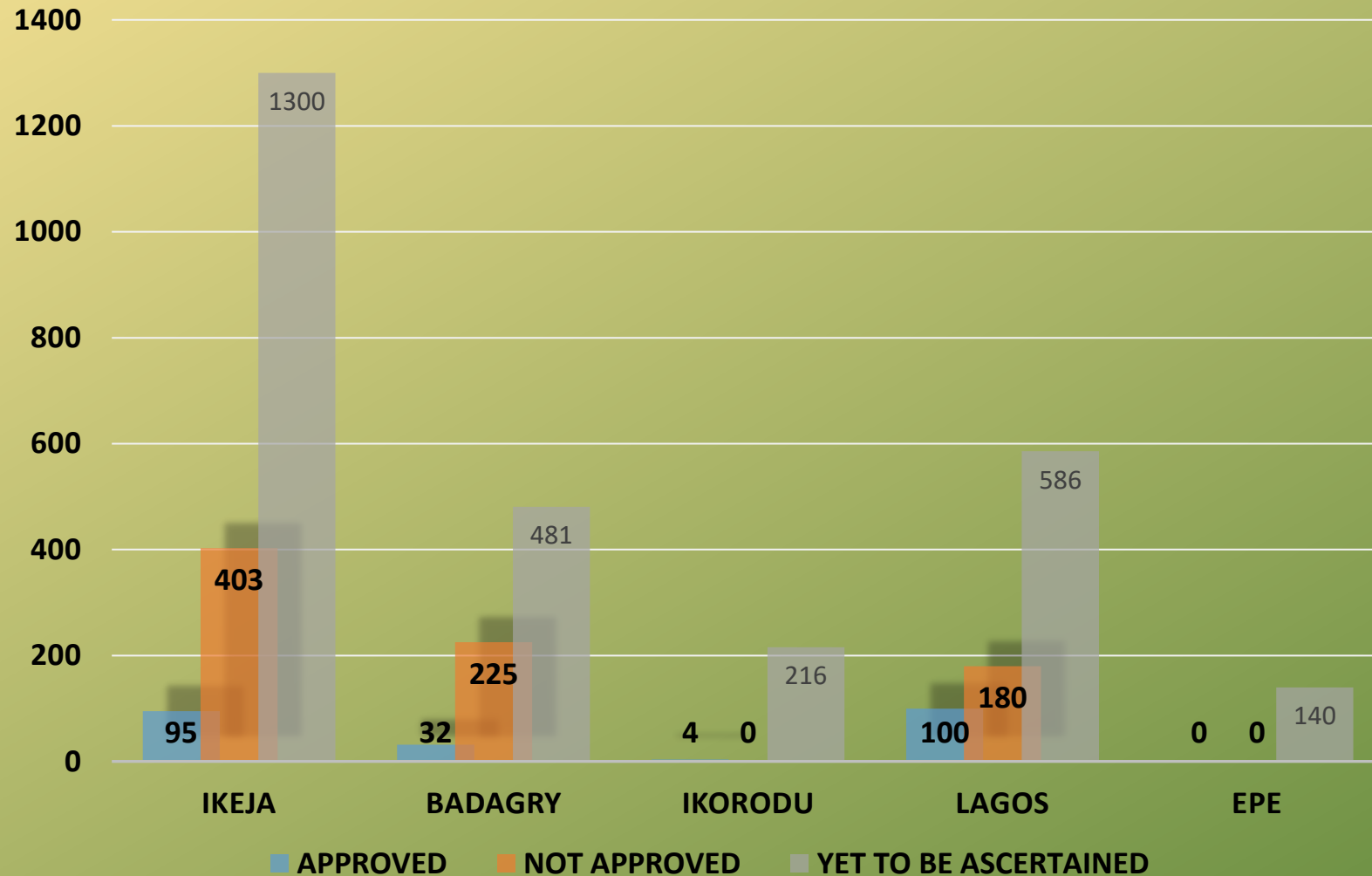


PIE CHART SHOWING WORSHIP CENTRES BY DIVISIONS (IBILE)



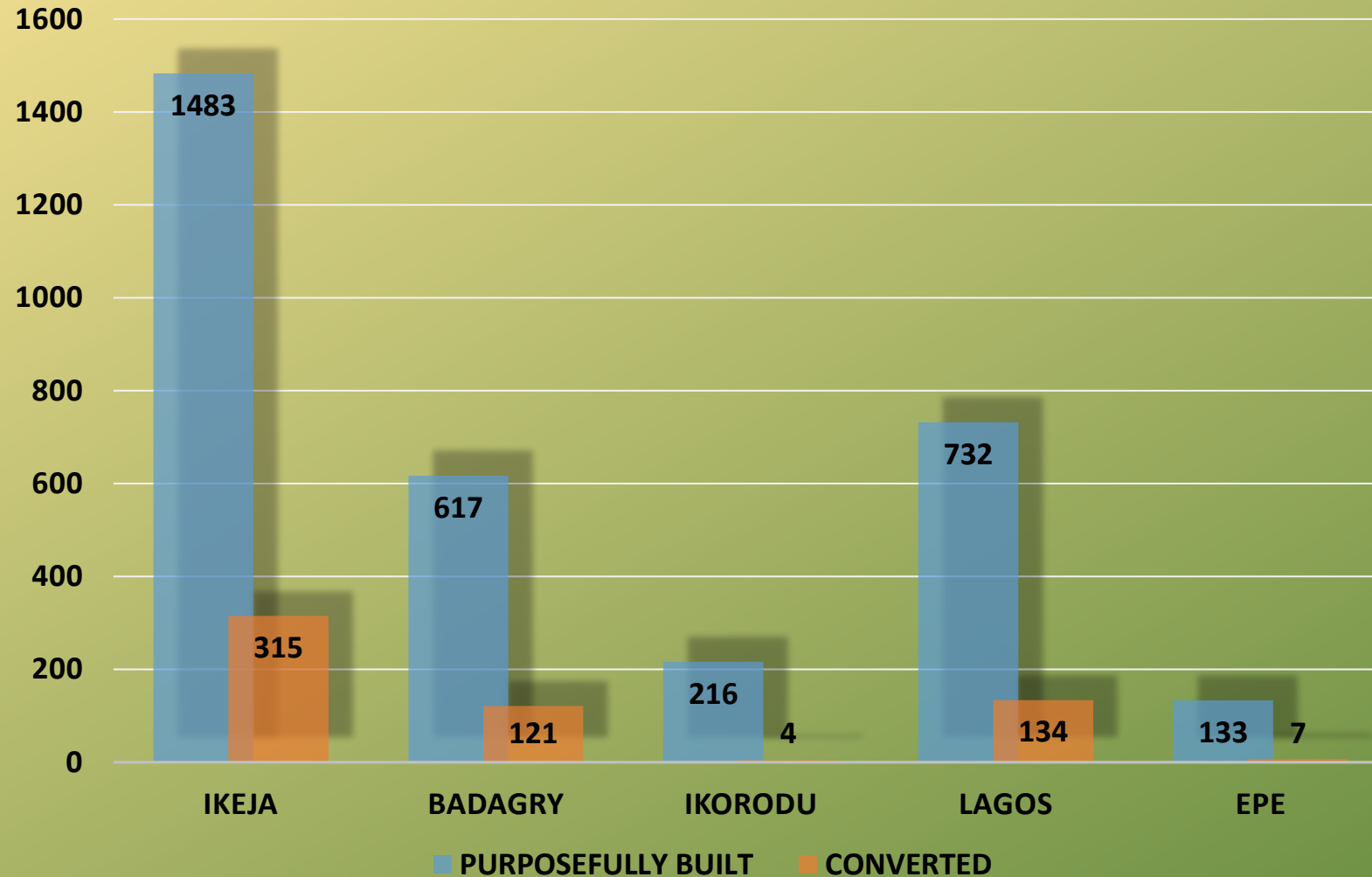


APPROVAL STATUS OF WORSHIP CENTRES ACROSS DIVISIONS (IBILE)



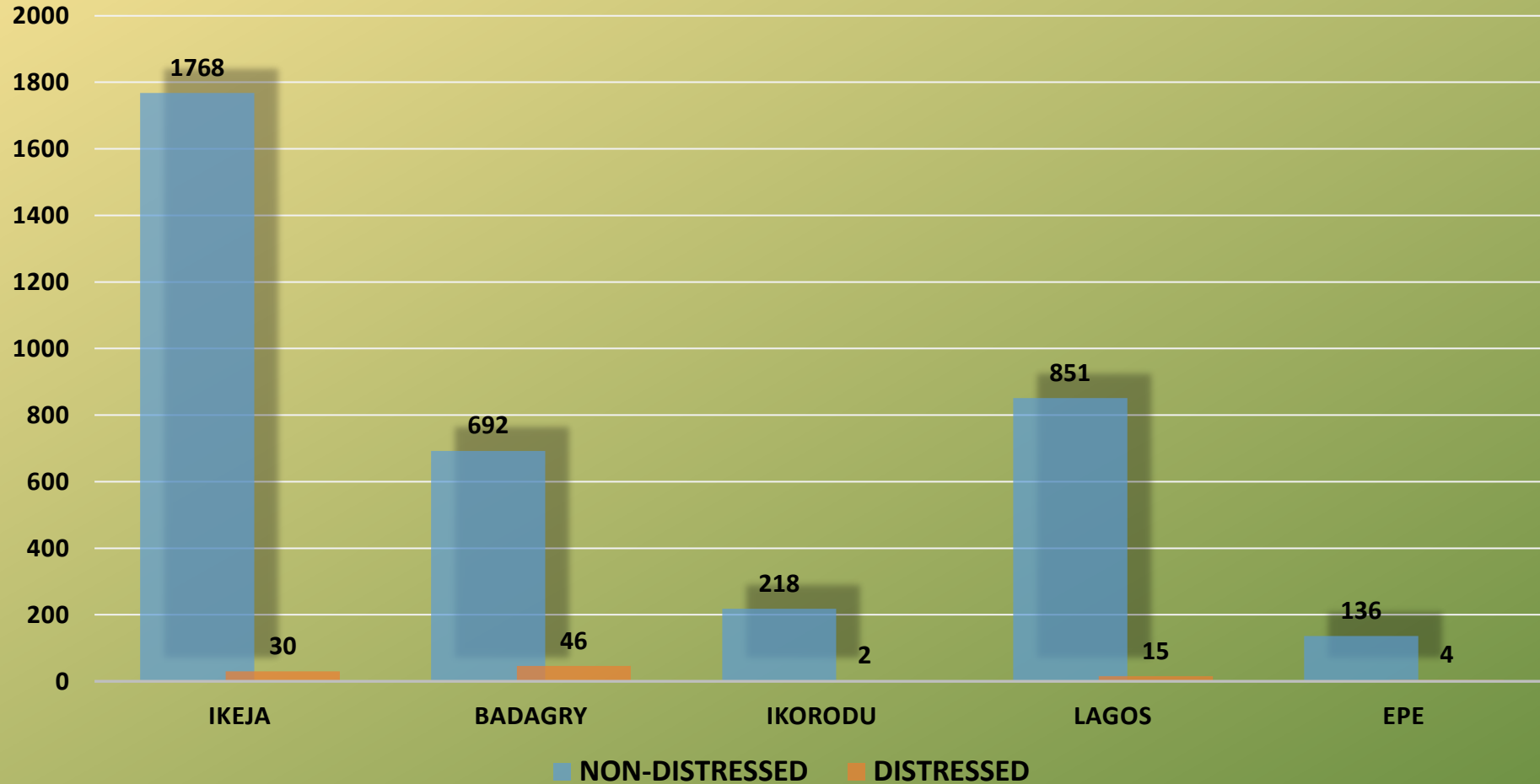


PURPOSEFULLY BUILT/CONVERTED WORSHIP CENTER BUILDINGS ACROSS DIVISIONS (IBILE)





STRUCTURAL STATUS OF WORSHIP CENTRES BUILDINGS ACROSS DIVISIONS (IBILE)





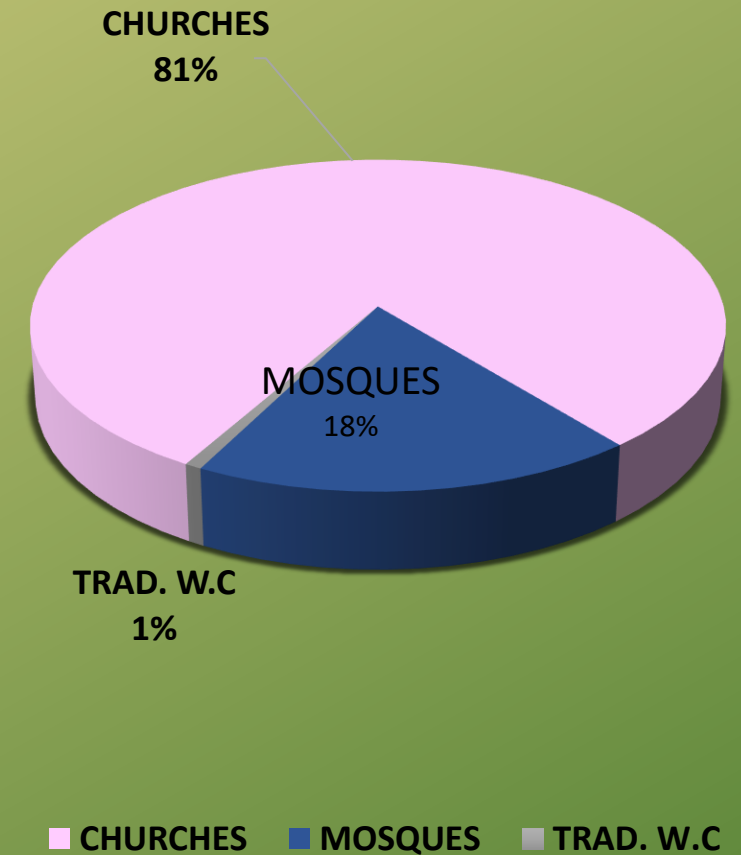
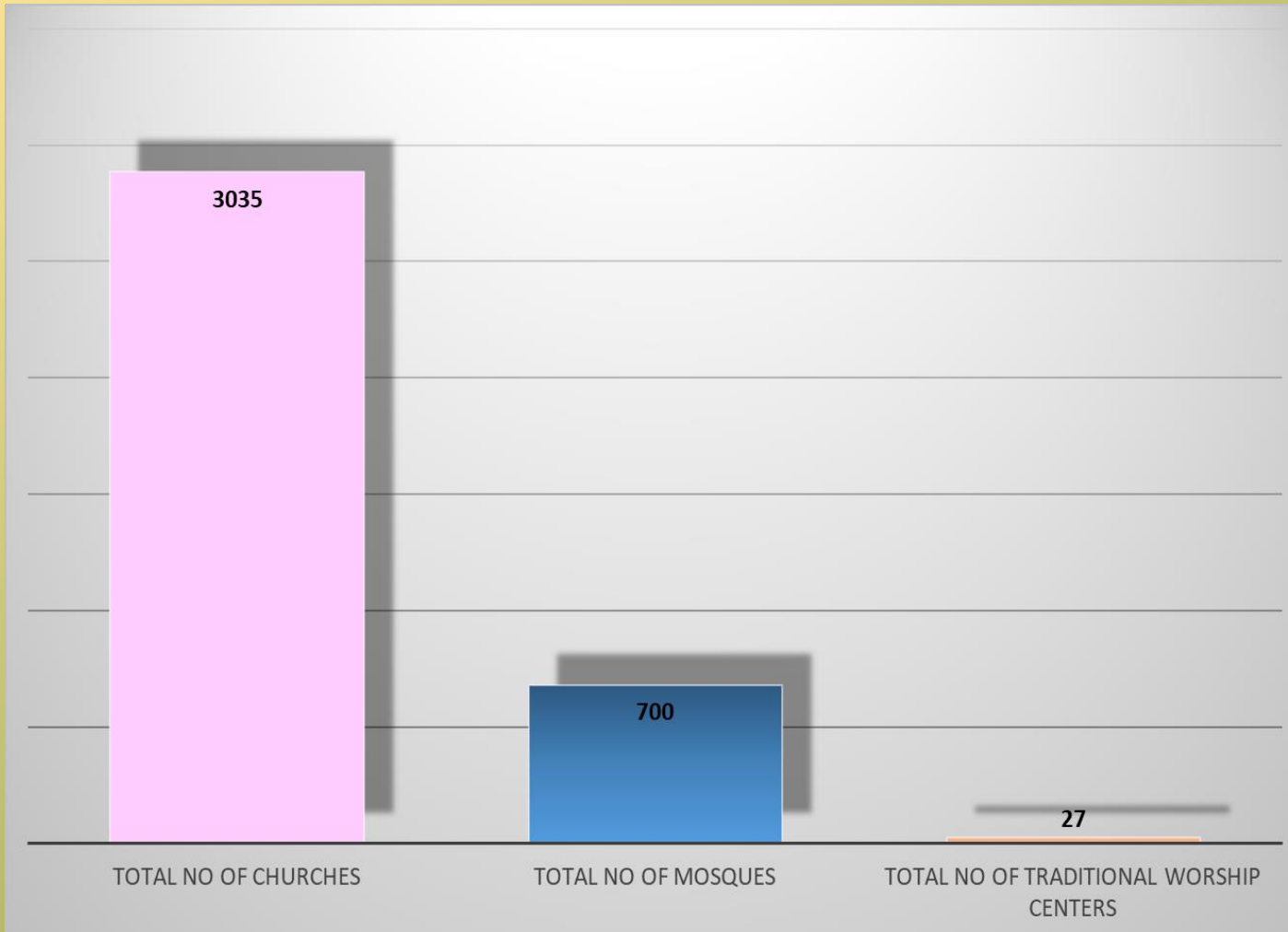
WORSHIP CENTRES BUILDINGS STATISTICS ACROSS LAGOS STATE



TOTAL NUMBER OF WORSHIP CENTERS	3762
TOTAL NUMBER OF APPROVED WORSHIP CENTERS	231
TOTAL NUMBER OF UNAPPROVED WORSHIP CENTERS	808
TOTAL NUMBER OF YET TO BE ASCERTAINED WORSHIP CENTERS	2723
TOTAL NUMBER OF PURPOSEFULLY BUILT WORSHIP CENTERS	3181
TOTAL NUMBER OF CONVERTED BUILDING WORSHIP CENTERS	581
TOTAL NUMBER OF NON-DISTRESSED PLACES OF WORSHIP CENTERS	3665
TOTAL NUMBER OF DISTRESSED PLACES OF WORSHIP CENTERS	97
TOTAL NUMBER OF CHURCHES	3035
TOTAL NUMBER OF APPROVED CHURCHES	196
TOTAL NUMBER OF UPAPPROVED CHURCHES	682
TOTAL NUMBER OF YET TO BE ASCERTAINED CHURCHES	2157
TOTAL NUMBER OF PURPOSEFULLY BUILT CHURCHES	2558
TOTAL NUMBER OF CONVERTED BUILDING CHURCHES	477
TOTAL NUMBER OF NON-DISTRESSED OF CHURCHES	2959
TOTAL NUMBER OF DISTRESSED OF CHURCHES	76
TOTAL NUMBER OF MOSQUES	700
TOTAL NUMBER OF APPROVED MOSQUES	35
TOTAL NUMBER OF UNAPPROVED MOSQUES	124
TOTAL NUMBER OF YET TO BE ASCERTAINED MOSQUES	541
TOTAL NUMBER OF PURPOSEFULLY BUILT MOSQUES	616
TOTAL NUMBER OF CONVERTED BUILDING MOSQUES	84
TOTAL NUMBER OF NON-DISTRESSED OF MOSQUES	680
TOTAL NUMBER OF DISTRESSED OF MOSQUES	20
TOTAL NUMBER OF TRADITIONAL WORSHIP CENTERS	27
TOTAL NUMBER OF APPROVED TRADITIONAL WORSHIP CENTERS	0
TOTAL NUMBER OF UNAPPROVED TRADITIONAL WORSHIP CENTERS	2
TOTAL NUMBER OF YET TO BE ASCERTAINED TRADITIONAL WORSHIP CENTERS	25
TOTAL NUMBER OF PURPOSEFULLY BUILT TRADITIONAL WORSHIP CENTERS	7
TOTAL NUMBER OF CONVERTED BUILDING TRADITIONAL WORSHIP CENTERS	20
TOTAL NUMBER OF NON-DISTRESSED TRADITIONAL WORSHIP CENTERS	26
TOTAL NUMBER OF DISTRESSED TRADITIONAL WORSHIP CENTERS	1

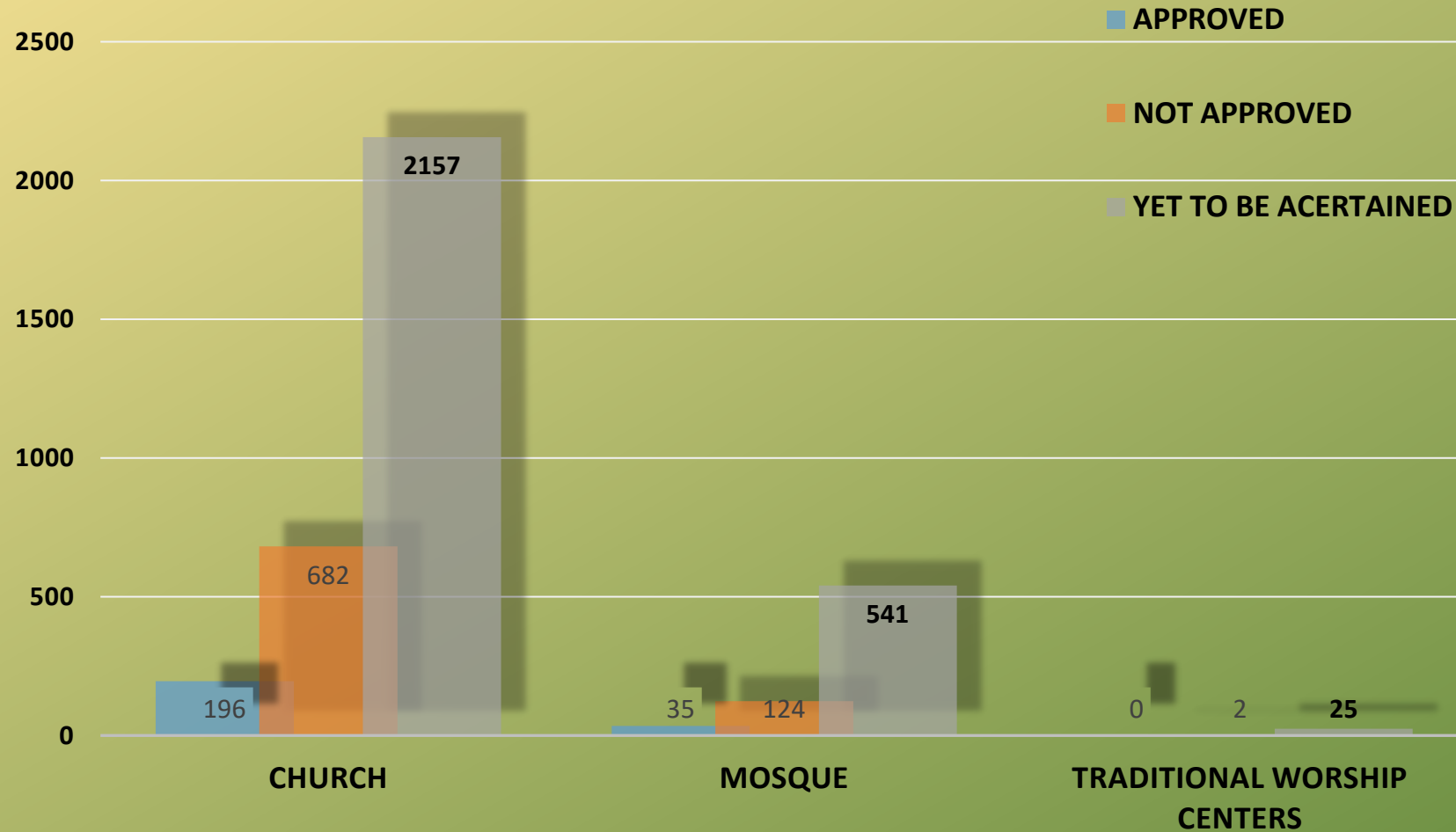


CHARTS SHOWING TOTAL NUMBERS AND PERCENTAGES OF WORSHIP CENTRES



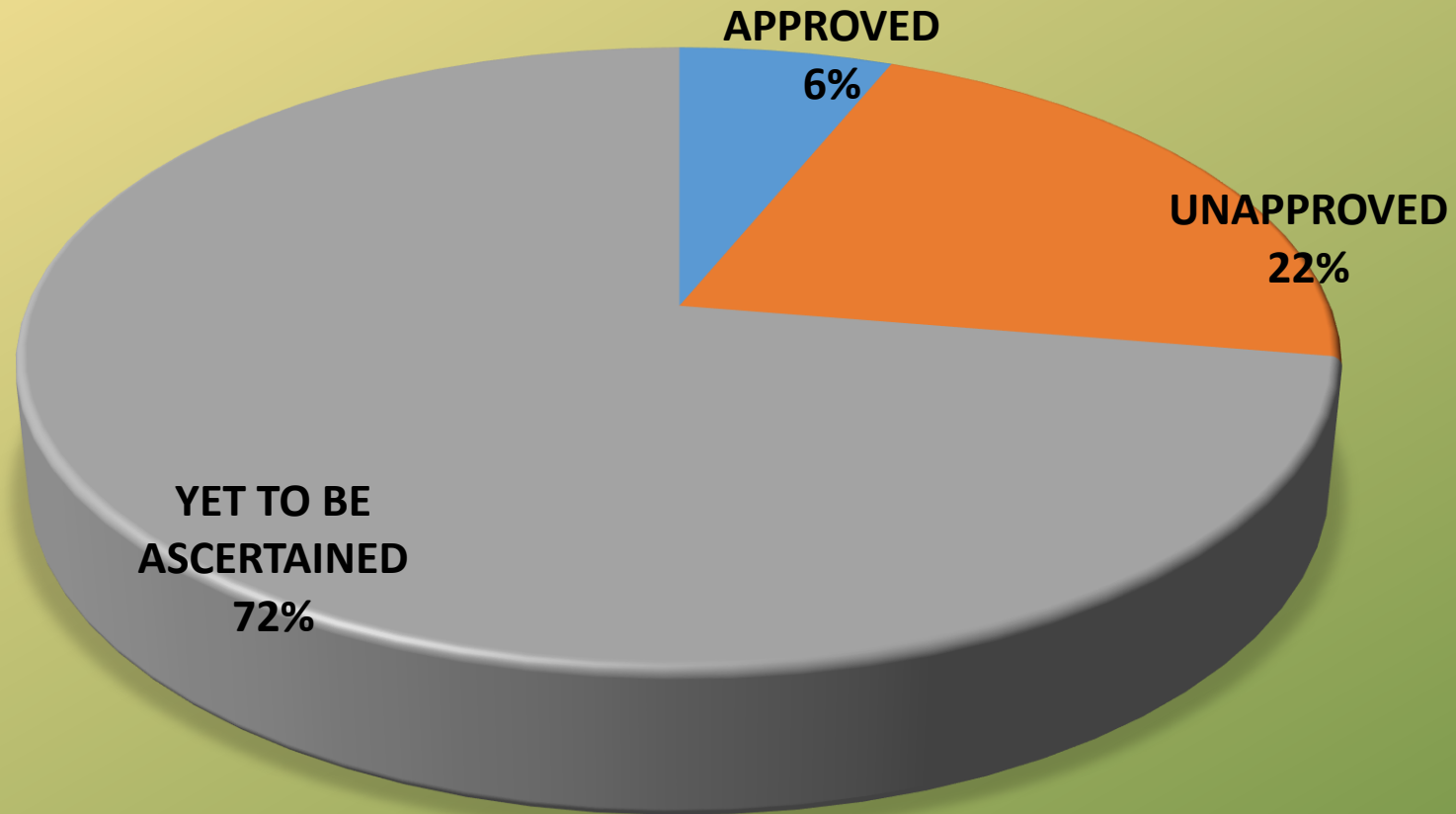


APPROVAL STATUS OF WORSHIP CENTRES BUILDINGS



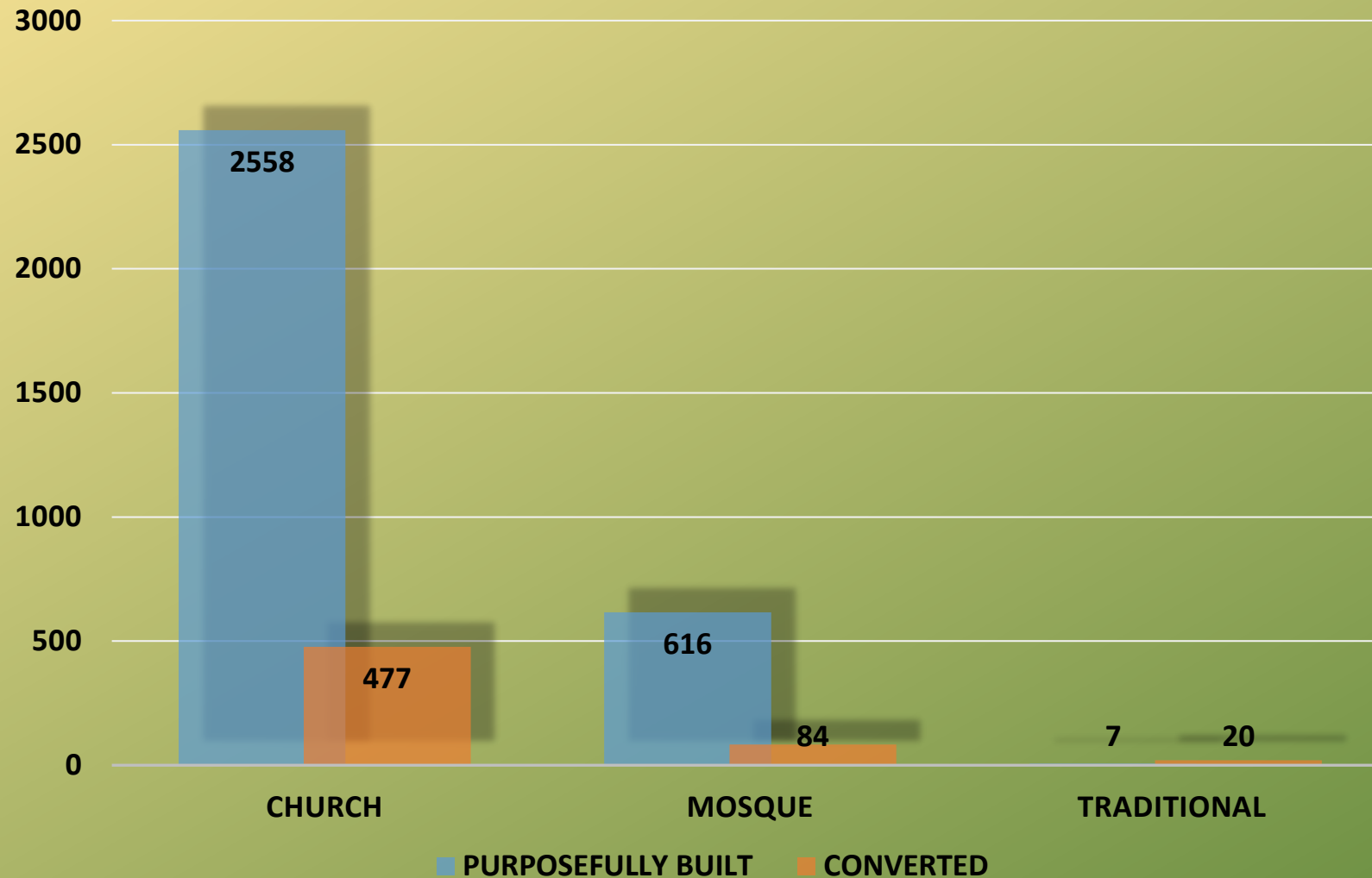


PIE CHART SHOWING APPROVAL STATUS OF WORSHIP CENTRES



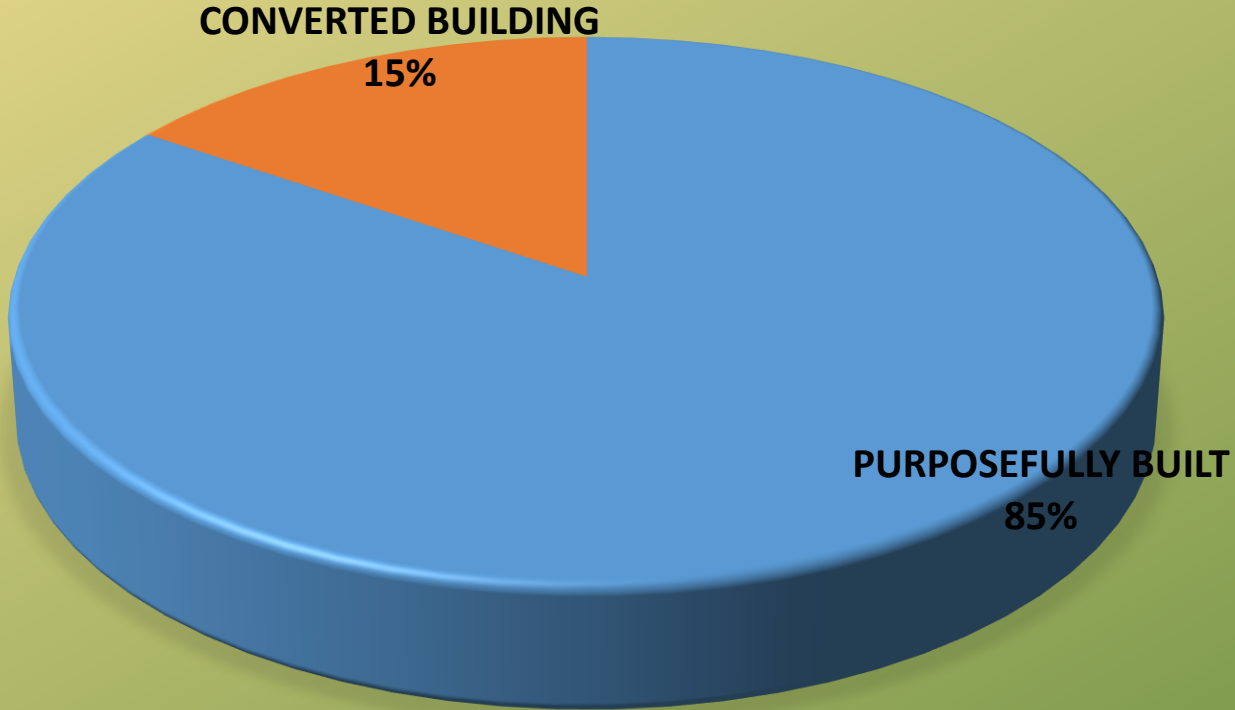


PURPOSEFULLY BUILT / CONVERTED WORSHIP CENTRES BUILDINGS



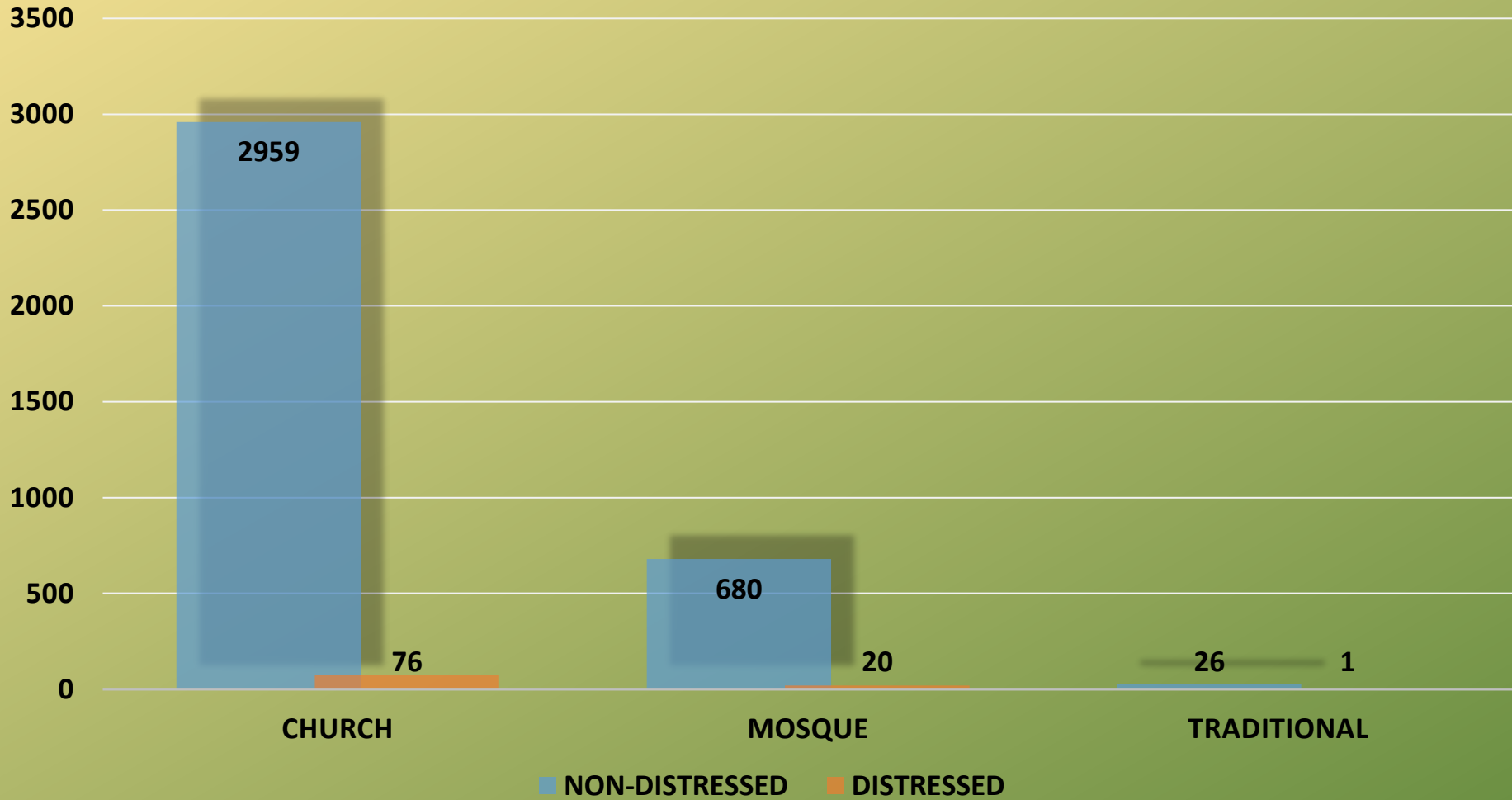


PIE CHART OF PURPOSEFULLY BUILT/CONVERTED WORSHIP CENTRES



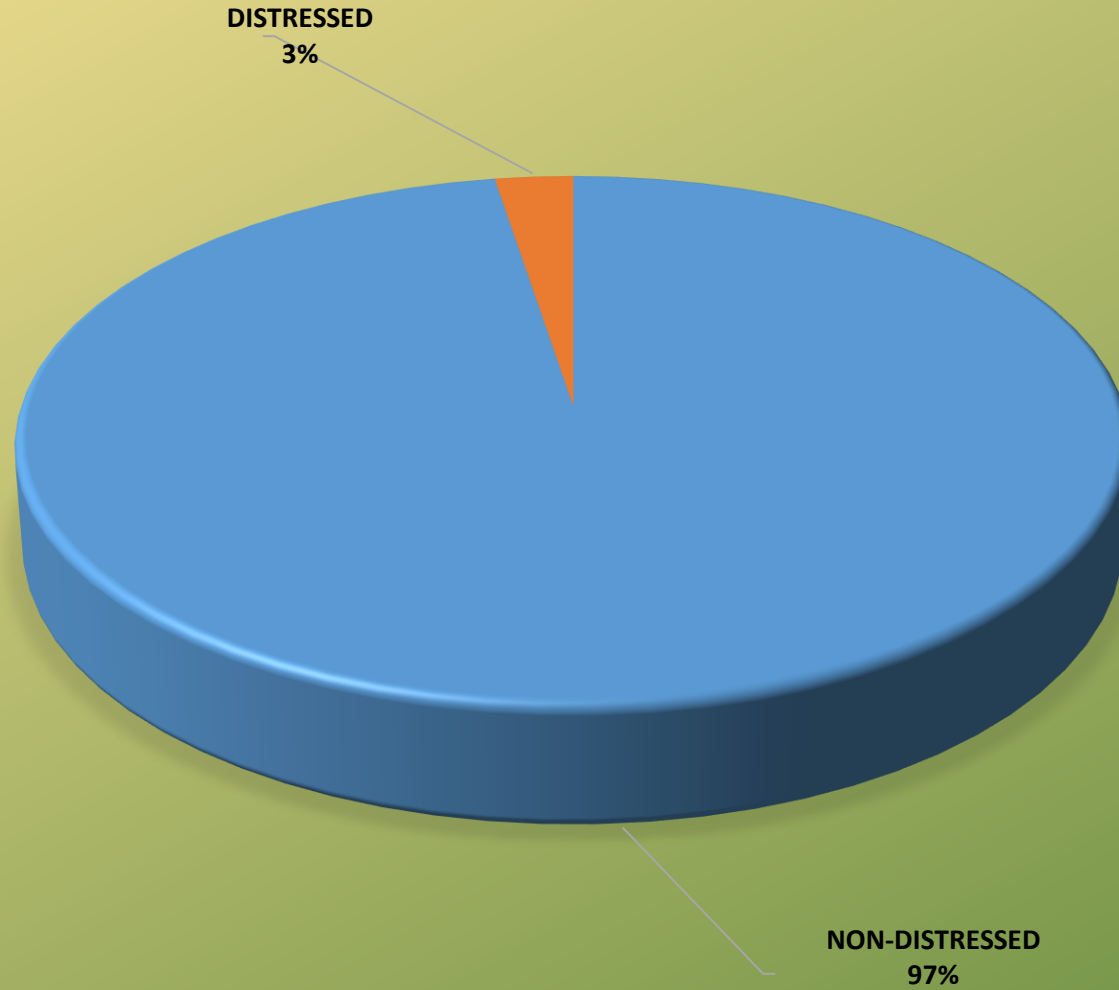


STRUCTURAL STATUS OF WORSHIP CENTRES BUILDINGS





PIE CHART SHOWING STRUCTURAL STATUS OF WORSHIP CENTRES





This report is collated by the ICT unit of **Lagos State BUILDINGS Control Agency** led by

- Mr. Olawale Bashua

Assisted by:

Engr. Otuyemi Adeniyi

Engr. Fatai Ogunsola

Mr. Ademola Noibi



For full details of the Worship Centres in each district , kindly log onto:

<https://lasbca.lagosstate.gov.ng/resources>